

WORLD CASUALTY STATISTICS

2000

Lloyd's
Register

© Lloyd's Register of Shipping, 2000

All rights reserved

Except as permitted under current legislation no part of this work may be photocopied, stored in a retrieval system, published, performed in public, adapted, broadcast, transmitted, recorded or reproduced in any form or by any means, without prior permission of the copyright owner.

Where Lloyd's Register of Shipping has granted written permission for any part of this publication to be quoted such quotation must include acknowledgement to "Lloyd's Register of Shipping World Casualty Statistics, 2000".

Enquiries should be addressed to:

Lloyd's Register of Shipping
MIPG/PPMS

71 Fenchurch Street
London

EC3M 4BS

United Kingdom

Telephone: +44 (0)20-7709 9166 Telex: 888379 LR LON G

Fax: +44 (0)20- 7488 4796

Email: mipg@lr.org

Web site www.lr.org

Published by: Lloyd's Register of Shipping

71 Fenchurch Street

London

EC3M 4BS

United Kingdom

Telephone: +44 (0)20-7709 9166 Telex: 888379 LR LON G

Fax: +44 (0)20- 7488 4796

Printed by: **Sehwood Printing**

Edward Way

Burgess Hill

West Sussex

RH15 9UA

United Kingdom

ISBN 1 900839 52 0

British Library Cataloguing-in-publication Data.

A catalogue record for this book is available from the British Library.

Notice and terms of use

Neither Lloyd's Register of Shipping (hereinafter referred to as 'LR'), nor any of its officers, employees or agents shall be responsible or liable in negligence or otherwise howsoever in respect of any inaccuracy contained herein or omission herefrom.

Without derogating from the generality of the foregoing neither LR nor any of its officers, employees or agents shall be liable for any indirect or consequential loss caused by or arising from any inaccuracy or omission herefrom.

Any dispute concerning the provision of LR's services and/or the contract under which such services are provided is subject to the exclusive jurisdiction of the English courts and will be governed by English Law.

WORLD CASUALTY STATISTICS

2000

**Annual statistical summary of reported losses and disposals of
propelled sea-going merchant ships of not less than 100 GT.**

WORLD CASUALTY STATISTICS

2000

CONTENTS

PREFACE

STATISTICAL NOTES

TABLE 1A	Total Losses - by Registration (cargo carrying ships / ships of miscellaneous activities)
TABLE 1B	Total Losses - by Nationality of Owner (cargo carrying ships / ships of miscellaneous activities)
TABLE 2A	Total Losses - by Registration, Nationality of Owner and Shiptype Category (actual total losses / constructive total losses)
TABLE 2B	Total Losses - by Nationality of Owner, Registration and Shiptype Category (actual total losses / constructive total losses)
TABLE 3A	Total Losses - by Initial Incident Type and Shiptype Category (actual total losses / constructive total losses)
TABLE 3B	Total Losses - by Shiptype Category and Initial Incident Type (actual total losses / constructive total losses)
TABLE 4	Total Losses and Disposals - by Shiptype Category (actual total losses / constructive total losses / disposals)
TABLE 5A	Total Losses and Disposals - by Shiptype Category and Deadweight Range (cargo carrying ships - actual total losses / constructive total losses / disposals)
TABLE 5B	Total Losses and Disposals - by Shiptype Category and Gross Tonnage Range (non cargo carrying ships - actual total losses / constructive total losses / disposals)
TABLE 6A	Total Losses - by Registration (principal authorities) (the current and previous five years)
TABLE 6B	Total Losses - by Nationality of Owner (principal authorities) (the current and previous five years)
TABLE 6C	Total Losses - by Shiptype Category (the current and previous five years)

TABLE 7A	Disposals - by Registration (cargo carrying ships / ships of miscellaneous activities)
TABLE 7B	Disposals - by Nationality of Owner (cargo carrying ships / ships of miscellaneous activities)
TABLE 7C	Disposals - by Country of Breaking (cargo carrying ships / ships of miscellaneous activities)
TABLE 8A	Disposals - by Registration, Nationality of Owner and Shiptype Category
TABLE 8B	Disposals - by Nationality of Owner, Registration and Shiptype Category
TABLE 9	Disposals - by Country of Breaking, Ship Breaker (or Place of Breaking) and Shiptype Category (principal countries of breaking)
TABLE 10A	Disposals - by Registration (principal authorities) (the current and previous five years)
TABLE 10B	Disposals - by Nationality of Owner (principal authorities) (the current and previous five years)
TABLE 10C	Disposals - by Shiptype Category (the current and previous five years)
APPENDIX 1	Total Losses - Listing of Individual Ships
APPENDIX 2	Disposals - Listing of Individual Ships
APPENDIX 3	Total Losses - Late Reporting from the Previous Year

PREFACE

The **WORLD CASUALTY STATISTICS** is an annual publication from Lloyd's Register, and has been designed to replace the **Casualty Return**.

A major characteristic of this annual statistical assessment of reported total losses and disposals of propelled sea-going merchant ships is that it is more shiptype oriented - particularly cargo carrying shiptypes. A further characteristic is that certain time series tables will be continually updated from one issue to the next - this reflects the continuous acquisition of data beyond the publication date of the current issue.

The shiptype categories used are based upon 'A Categorisation of Ships by Type' shown on the following pages. In addition to non-propelled ships and, more generally, ships of less than 100 gross tonnage, pleasure craft, naval auxiliaries, and ships restricted to harbour service or river / canal service, are not included in this publication.

The definitions of the shiptypes comprising the shiptype categories (basic groupings) are based upon primary design function - with hull structure and, for cargo carrying ships the cargo handling mode, or modes, being given due prominence. Hence, the numbers of ships pertaining to the shiptype categories of this new publication may differ from those of the categories used in previous publications.

Each of the tables of data gives the number of ships (No.) and aggregate gross tonnage (GT), or aggregate deadweight (Dwt) for cargo carrying shiptypes. Average age (Age) is also included in many of the tables.

For the purpose of this publication, total losses refer to propelled sea-going merchant ships of not less than 100 GT which, as a result of being a marine casualty, have ceased to exist, either by virtue of the fact that the ships are irrecoverable or have subsequently been broken up. Ships which have been declared constructive total losses but which are undergoing or have undergone repairs are not included. Ships broken up, but not as a consequence of casualty, are categorised as disposals.

A new feature of this publication is the separation of losses into actual total losses and constructive total losses - the former being mostly foundered incidents, the latter more dependant upon the cost of repair and the value of the ship. Constructive total losses are primarily ships broken up as a result of a casualty incident.

The contents of this publication pertain to the year of the casualty incident for both actual and constructive total losses, and to the year scrapping commenced for disposals.

The casualty incident categories used in this publication are:-

- | | | |
|-------|-------------------------|---|
| (i) | Foundered | Includes ships which sank as a result of heavy weather, springing of leaks, breaking in two, etc., but not as a consequence of categories listed below. |
| (ii) | Missing | After a reasonable period of time, no news having been received of a ship and its fate being therefore undetermined, the ship is posted as 'missing' at the Corporation of Lloyd's or reported as such from another reliable source. |
| (iii) | Fire/explosion | Includes ships lost as a result of fire and/or explosion where it is the first event reported - it therefore follows that casualties including fires and/or explosions after collisions, strandings, etc. would be categorised under 'collision', 'wrecked/stranded'. |
| (iv) | Collision | Includes ships lost as a result of striking or being struck by another ship, regardless of whether under way, anchored or moored. |
| (v) | Contact | Includes ships lost as a result of striking an external substance - but not another ship (collision) or the sea bottom (wrecked/stranded). This category includes striking drilling rigs/platforms, regardless of whether in fixed position or in tow. |
| (vi) | Wrecked/stranded | Includes ships lost as a result of touching the sea bottom, sandbanks or seashore, etc., as well as entanglement on underwater wrecks. |
| (vii) | Other | Includes war loss (and encompassing loss occasioned to ships by hostile acts), hull/machinery damage or failure which is not attributable to any other category, and losses which, for want of sufficient reasons, cannot be classified. |

Appendix 1 lists, for individual ships, this year's total losses - sorted by shiptype category and casualty incident type (to enable cross-reference with the appropriate tables of this publication).

Similarly, Appendix 2 lists the disposals - sorted by shiptype category and country of breaking.

A CATEGORISATION OF SHIPS BY TYPE - CARGO CARRYING SHIPS

(For Statistical Purposes)

SHIPTYPES	BASIC GROUPINGS			
LNG TANKER LPG TANKER	LIQUEFIED GAS	BULK LIQUID CARGO	CARGO CARRYING SHIPS	SHIP STRUCTURES
CHEMICAL / OIL PRODUCTS TANKER CHEMICAL TANKER	CHEMICAL			
CRUDE OIL TANKER OIL PRODUCTS TANKER	OIL			
BEER TANKER BITUMEN TANKER CARBON DIOXIDE TANKER COAL / OIL MIXTURE TANKER EDIBLE OIL TANKER FISH OIL TANKER FRUIT JUICE TANKER LATEX TANKER MOLASSES TANKER OIL-SLUDGE TANKER VEGETABLE OIL TANKER WATER TANKER WINE TANKER	OTHER LIQUIDS			
BULK CARRIER ORE CARRIER	BULK DRY			
BULK / OIL CARRIER ORE / OIL CARRIER	BULK DRY / OIL			
SELF-DISCHARGING BULK CARRIER	SELF-DISCHARGING BULK DRY			
AGGREGATES CARRIER ALUMINA CARRIER CEMENT CARRIER LIMESTONE CARRIER MUD CARRIER POWDER CARRIER REFINED SUGAR CARRIER UREA CARRIER WOOD CHIPS CARRIER	OTHER BULK DRY			
DECK CARGO SHIP GENERAL CARGO SHIP PALLETISED CARGO SHIP	GENERAL CARGO			
PASSENGER / GENERAL CARGO SHIP	PASSENGER / GENERAL CARGO			
CONTAINER SHIP PASSENGER / CONTAINER SHIP	CONTAINER	ALL OTHER DRY CARGO	CARGO CARRYING SHIPS	SHIP STRUCTURES
REFRIGERATED CARGO SHIP	REFRIGERATED CARGO			
CONTAINER / RO-RO CARGO SHIP LANDING CRAFT RO-RO CARGO SHIP VEHICLES CARRIER	RO-RO CARGO			
PASSENGER / LANDING CRAFT PASSENGER / RO-RO CARGO SHIP	PASSENGER / RO-RO CARGO			
PASSENGER (CRUISE) SHIP PASSENGER SHIP	PASSENGER			
BARGE CARRIER HEAVY LOAD CARRIER LIVESTOCK CARRIER LOG-TIPPING SHIP NUCLEAR FUEL CARRIER PEARL SHELLS CARRIER PULP CARRIER STONE CARRIER	OTHER DRY CARGO			

A CATEGORISATION OF SHIPS BY TYPE - ALL OTHER TYPES

(For Statistical Purposes)

SHIPTYPES	BASIC GROUPINGS			
FISHING VESSEL TRAWLER	FISH CATCHING	FISHING	SHIPS OF MISCELLANEOUS ACTIVITIES	SHIP STRUCTURES
FISH CARRIER FISH FACTORY SHIP FISHING SUPPORT VESSEL KELP-DREDGER LIVE-FISH CARRIER SEAL-CATCHER WHALE-CATCHER	OTHER FISHING			
OFFSHORE SUPPLY SHIP OFFSHORE TUG / SUPPLY SHIP	OFFSHORE SUPPLY	OFFSHORE		
DRILLING SHIP OFFSHORE PROCESSING SHIP OFFSHORE SUPPORT VESSEL PIPE-LAYER PRODUCTION TESTING VESSEL STANDBY-SAFETY VESSEL WELL-STIMULATION VESSEL	OTHER OFFSHORE			
RESEARCH VESSEL	RESEARCH	ALL OTHER ACTIVITIES		
PUSHER TUG TUG	TOWING / PUSHING			
DREDGER HOPPER DREDGER	DREDGING			
ANCHOR HOY BUOY / LIGHTHOUSE VESSEL CABLE-LAYER CRANE SHIP CREWBOAT FIRE-FIGHTING VESSEL HOSPITAL VESSEL ICE-BREAKER LAUNCH (UNSPECIFIED) MOORING VESSEL MOTOR HOPPER PATROL VESSEL PILOT VESSEL POLLUTION CONTROL VESSEL SALVAGE VESSEL SEARCH & RESCUE VESSEL SUPPLY VESSEL TANK-CLEANING VESSEL TENDER (UNSPECIFIED) TRAINING SHIP TRANS-SHIPMENT VESSEL UTILITY VESSEL WASTE DISPOSAL VESSEL WORK / REPAIR VESSEL	OTHER ACTIVITIES			
BARGES MOORED CEMENT HANDLING SHIP MOORED OIL PROCESSING SHIP PONTOONS etc.	NON-PROPELLED SHIPS			
NAVAL AUXILIARY SHIP SAIL TRAINING SHIP YACHT etc.	OTHER SHIPS STRUCTURES			

WORLD CASUALTY STATISTICS 2000

STATISTICAL NOTES

Overall summary

During the year 167 ships of 0.89 million gross tonnage were reported as total losses. Reported disposals totalled 731 ships of 12.33 million gross tonnage.

The number of total losses of cargo carrying ships was 123 ships of 0.87 million GT (1.36 million Dwt), and for disposals, the number was 580 ships of 12.13 million GT (21.06 million Dwt).

The following is an overall summary, for all shiptype categories, of reported losses (actual total losses and constructive total losses) and disposals for the current and previous five years.

Overall summary of losses and disposals since 1995 (tonnage values in millions)

	Total losses		ATL		CTL		Disposals	
	No.	m.GT	No.	m.GT	No.	m.GT	No.	m.GT
1995	252	1.0	195	0.6	57	0.4	874	9.4
1996	255	1.2	182	0.5	73	0.6	918	10.8
1997	210	1.3	146	0.4	64	0.8	869	9.7
1998	253	1.1	180	0.4	73	0.6	958	14.0
1999	199	1.1	153	0.5	46	0.6	986	17.2
2000	167	0.9	151	0.6	16	0.3	731	12.3

The number of persons reported killed or missing (lives lost) as a result of total losses during the year was 352.

The year's most notable total loss in terms of lives lost, was the Greek registered passenger/ro-ro cargo ship "Express Samina" (4,555 GT) which was stranded on rocks on Portes Islet in gale force winds, W.N.W of Paros Island. The ships sustained hull damage, flooded and later sank. 452 people were rescued but 82 died and 1 missing. The wreck is reported to be lying in 38 metres of water with a gash running the length of her hull, starboard side.

In terms of non cargo carrying ships, the most notable loss was the fishing vessels "Ryuho Maru No. 5", which capsized and sank after shifting to one side whilst drawing in fishing nets. The incident occurred 30 miles south of Urakawa in September 2000. 14 crew were reported missing.

The following summarises lives lost (as a result of total losses) for the current and previous five years for all shiptype categories.

	1995	1996	1997	1998	1999	2000
LPG tanker	9	..	10	1	5	..
chemical	11	18	4	..	5	5
crude oil tanker	1	2
oil products tanker	3	8	21	7	7	11
other liquids
bulk dry	84	50	82	111	1	20
bulk dry/oil
self-discharging bulk dry	1
other bulk dry	3	28	44
general cargo	204	172	108	158	257	107
passenger/general cargo	2	..	2
container	..	31	9	..
refrigerated cargo	2	..	5	19
ro-ro cargo	28	1	2	2
passenger/ro-ro cargo	..	342	..	150	..	84
passenger (cruise)	31
passenger ship	3	4	..	40	74	..
other dry cargo	..	1	5	..
fish catching	63	27	23	52	57	55
other fishing	..	5
offshore supply	3	3
research	..	12	3	..
towing/pushing	4	4	4	3
dredging	1	2	7	..
other activities	1	3
totals	419	710	257	552	437	352

Total losses

Table 1A & 1B of this publication gives the year's reported total losses by registration and nationality, for the two shiptype component groupings of cargo carrying ships and ships of miscellaneous activities. The following chart illustrates the highest countries' total losses by registration and nationality, showing the total tonnage and average age lost.

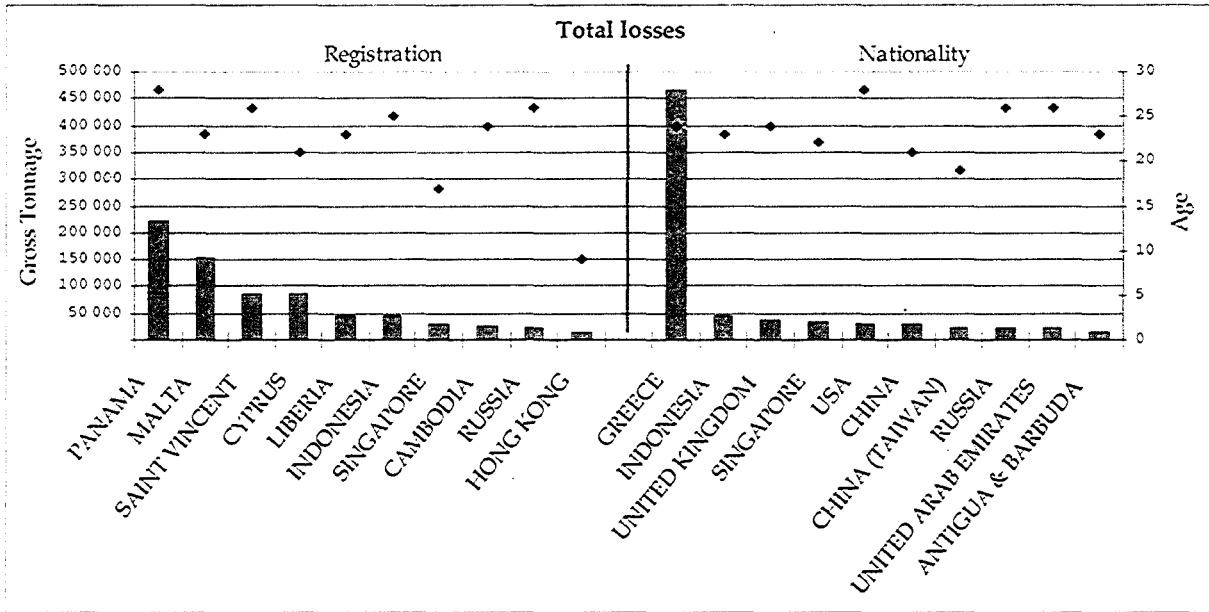


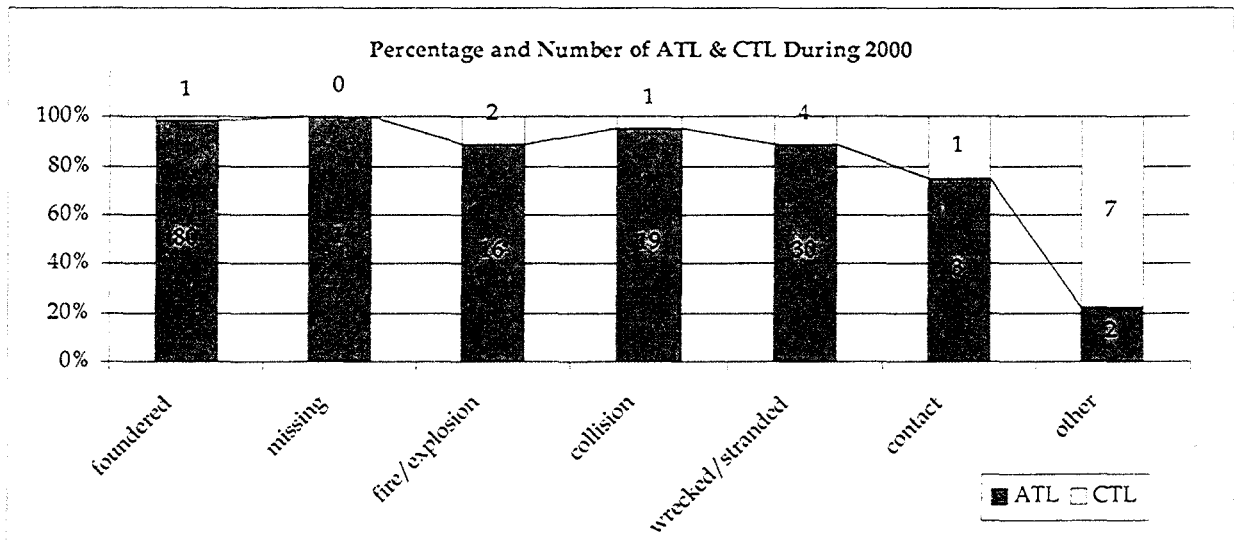
Table 2A & 2B continues the analysis of losses by registration, with actual and constructive total losses shown by shiptype category. Individual registration authority totals are given in Tables 1A & 1B.

Analysing Tables 2A and 2B, the following chart shows the highest countries total losses by registration and nationality, showing the ship types and lives lost to those countries.

Table 3A & 3B continues the above analysis of losses by incident type, with actual and constructive losses shown by shiptype category. (The incident type totals for Table 3A & 3B are given below.)

Complementary to Table 3A, Table 3B gives total loss (ATL/CTL) by shiptype category and incident type. The following shows the year's reported total losses (actual and constructive) by incident type.

	Total losses		ATL		CTL	
	No.	GT	No.	GT	No.	GT
foundered	81	305 859	80	299 925	1	5 934
missing	1	4 010	1	4 010
fire/explosion	18	79 962	16	61 095	2	18 867
collision	20	75 392	19	72 897	1	2 495
wrecked/stranded	34	248 472	30	181 366	4	67 106
contact	4	16 558	3	1 686	1	14 873
other	9	162 783	2	21 307	7	141 476
totals	167	893 036	151	642 285	16	250 751



Using numbers at risk (i.e. in the world fleet) given in the current issue of the WORLD FLEET STATISTICS, the following show loss rates (per 1 000 ships at risk) for the all shiptype categories by grouped casualty incident types.

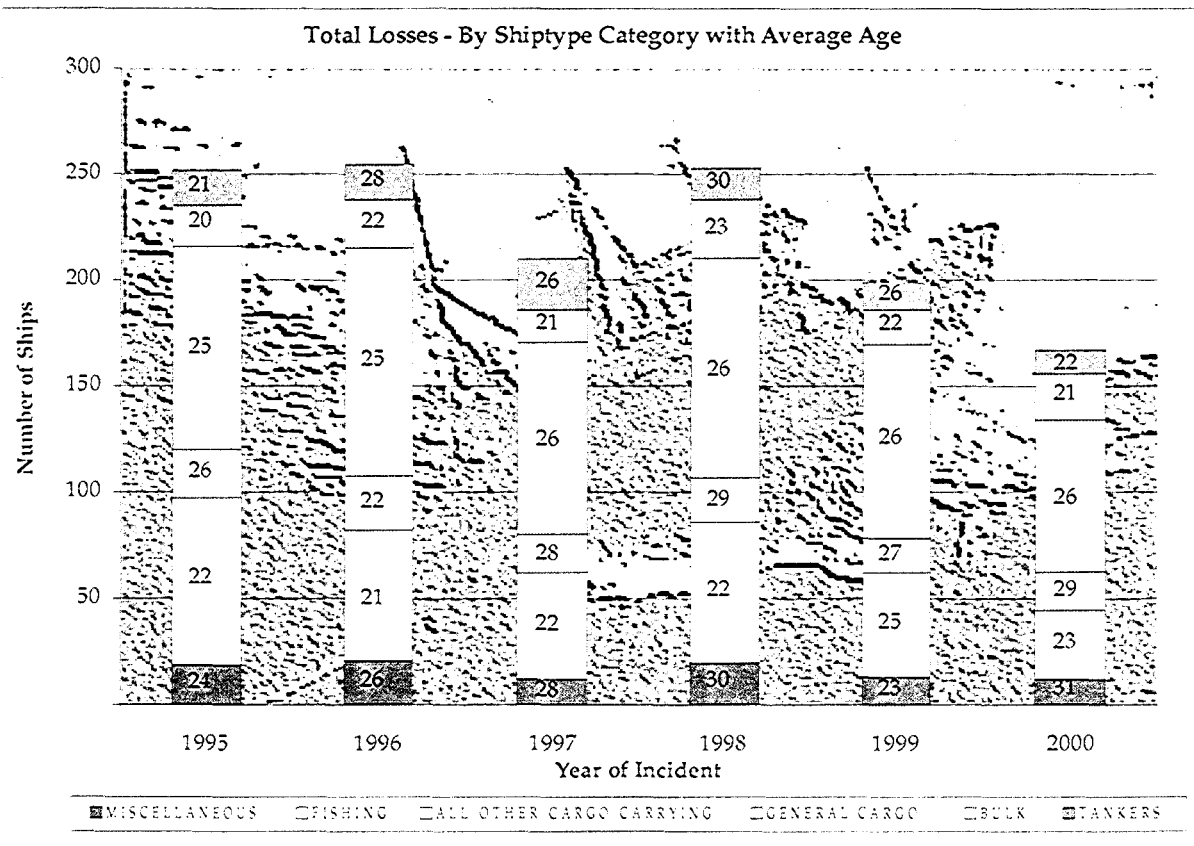
	foundered/missing	fire/explosion	contact - types	overall
chemical	0.39	..	0.79	1.18
crude oil tanker	0.56	1.12
oil products tanker	..	0.38	0.38	0.96
other liquids	2.90	2.90
bulk dry	0.61	0.41	1.23	3.27
self-discharging bulk dry	6.06
other bulk dry	1.84	..	2.76	4.60
general cargo	2.27	0.42	1.55	4.30
passenger / general cargo	5.76	5.76
refrigerated cargo	0.71	0.71	1.41	2.83
ro-ro cargo	1.59	1.59
passenger / ro-ro cargo	0.78	0.39	0.39	1.55
passenger (cruise)	5.60	..	2.80	8.40
passenger ship	..	0.38	0.38	0.75
fish catching	0.82	0.13	0.39	1.34
other fishing	1.19	1.20
offshore supply	1.16	1.16
research	1.18	1.18
towing / pushing	0.32	0.11	0.22	0.65
dredging	0.89	0.89	..	1.78
overall	0.94	0.22	0.65	1.91

(Contact - types include collision, wrecked/stranded and contact; other is included in the overall rates.)

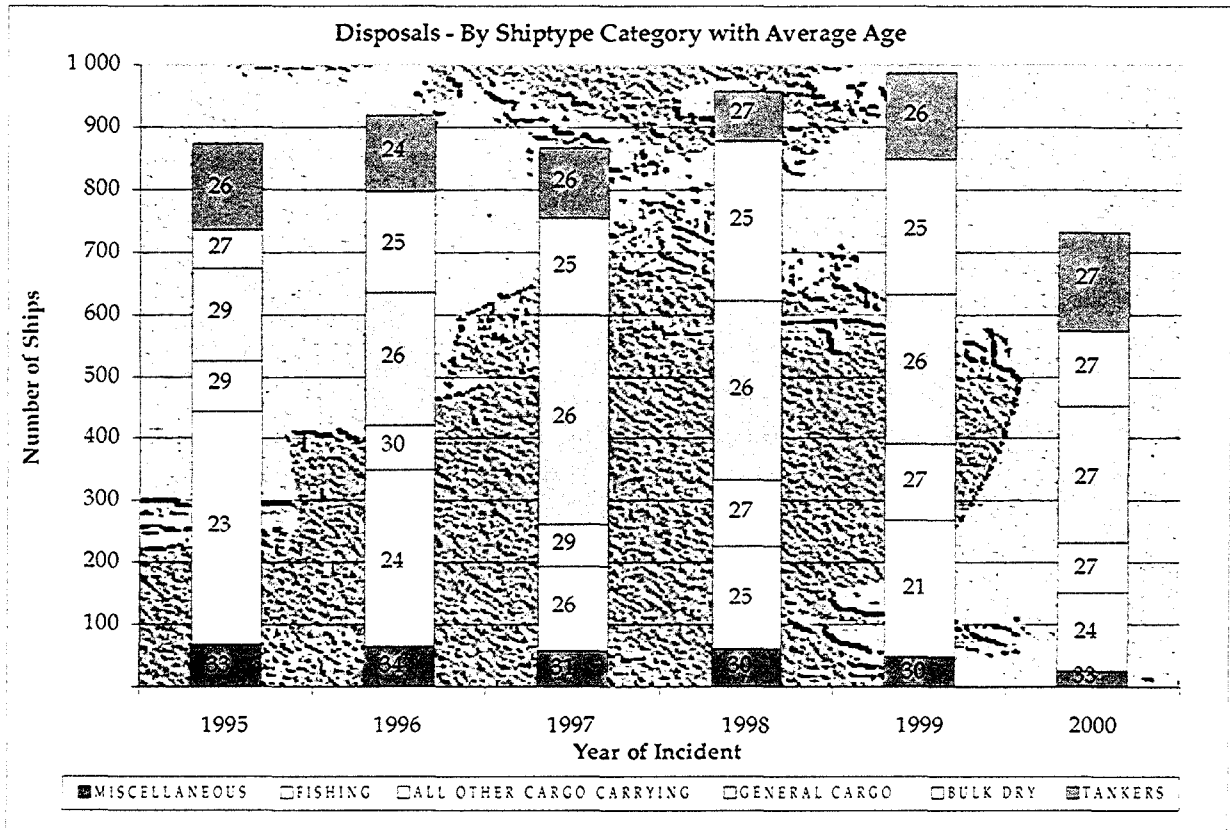
Total losses and disposals

Table 4 shows total losses (ATL/CTL) and disposals by shiptype category. Considering cargo carrying ships only, Table 5A provides a further analysis by deadweight and Table 5B shows the non cargo, (miscellaneous) shiptypes by Gross Tonnage.

The following chart illustrates the average age of total losses reported during 2000, by principal shiptype categories.



Again, using figures from Table 4, the following chart shows a similar analysis of the number and average age of disposals during the year.



The following analysis considers age for both total losses and disposals for all shiptype categories.

	Total losses			Disposals		
	less than 10 Years	10 - 19 Years	20 or more years	less than 10 Years	10 - 19 Years	20 or more years
LPG tanker	0	0	0	0	0	7
chemical	1	1	1	0	0	17
crude oil tanker	0	0	2	0	0	60
oil products tanker	0	1	4	1	0	69
other liquids	0	0	1	0	0	3
bulk dry	2	4	10	0	2	101
bulk dry/oil	0	0	0	0	1	7
self-discharging bulk dry	0	0	1	0	0	0
other bulk dry	0	2	3	0	1	8
general cargo	2	20	50	0	11	211
passenger/general cargo	0	0	2	0	0	3
container	0	0	0	0	0	15
refrigerated cargo	0	2	2	0	0	16
ro-ro cargo	0	1	2	0	3	25
passenger/ro-ro cargo	0	0	4	0	1	8
passenger (cruise)	0	0	3	0	0	2
passenger ship	0	0	2	0	0	4
other dry cargo	0	0	0	0	0	4
fish catching	2	8	21	1	45	68
other fishing	0	0	1	0	2	9
other offshore	0	0	3	0	0	0
research	0	0	1	0	2	3
towing/pushing	0	0	6	0	1	7
dredging	0	1	1	0	0	2
other activities	0	0	0	0	0	11
totals	7	40	120	2	69	660

Again using figures published in the current issue of the WORLD FLEET STATISTICS, the following shows loss rates and disposal rates (per 1 000 ships) for the above shiptype categories.

	Total losses			Disposals		
	less than 10 Years	10 - 19 Years	20 or more years	less than 10 Years	10 - 19 Years	20 or more years
oil	..	0.6	1.7	0.6	..	37.1
bulk dry	1.2	2.2	6.7	..	1.1	67.8
general cargo	0.6	4.6	5.5	..	2.5	23.1
all cargo carrying	0.4	2.4	4.2	0.1	1.5	26.8
fish catching	0.6	1.2	1.6	0.3	7.0	5.0
all ship types	0.4	1.7	2.7	0.1	2.9	14.9

The number of ships and the aggregate gross tonnage per registration authority, as well as registration authority per shiptype category, are to be found in the current issue of the WORLD FLEET STATISTICS.

Tables 6A,B & C gives, for the current and previous five years, reported total losses by registration, nationality and shiptype.

Loss rates and disposal rates (per 1 000 ships) for the current and previous five years for the above shiptype categories are as follows.

	Total losses						Disposals					
	1995	1996	1997	1998	1999	2000	1995	1996	1997	1998	1999	2000
oil	1.6	1.6	2.5	1.4	0.9	1.0	18.0	13.7	10.5	8.5	16.6	18.5
bulk dry	1.9	3.2	2.8	5.7	2.9	3.3	6.3	24.6	26.0	46.0	37.7	21.1
general cargo	5.6	6.1	5.2	6.1	5.5	4.3	8.7	12.2	19.3	17.0	14.2	13.2
all cargo carrying	3.5	3.8	3.2	3.7	3.0	2.7	9.9	12.6	14.7	16.0	15.6	12.6
fish catching	3.3	2.5	2.2	2.8	2.0	1.3	15.0	11.4	5.4	6.6	9.0	4.9
all ship types	3.0	3.0	2.5	2.9	2.3	1.9	10.5	10.9	10.2	11.2	11.4	8.3

Disposals

Having previously analysed disposals by shiptype category, this final section considers disposals by registration, nationality and by country of breaking.

Tables 7A, B & C gives the year's reported disposals by registration, nationality and country of breaking for the two shiptype component groupings of cargo carrying ships and ships of miscellaneous activities.

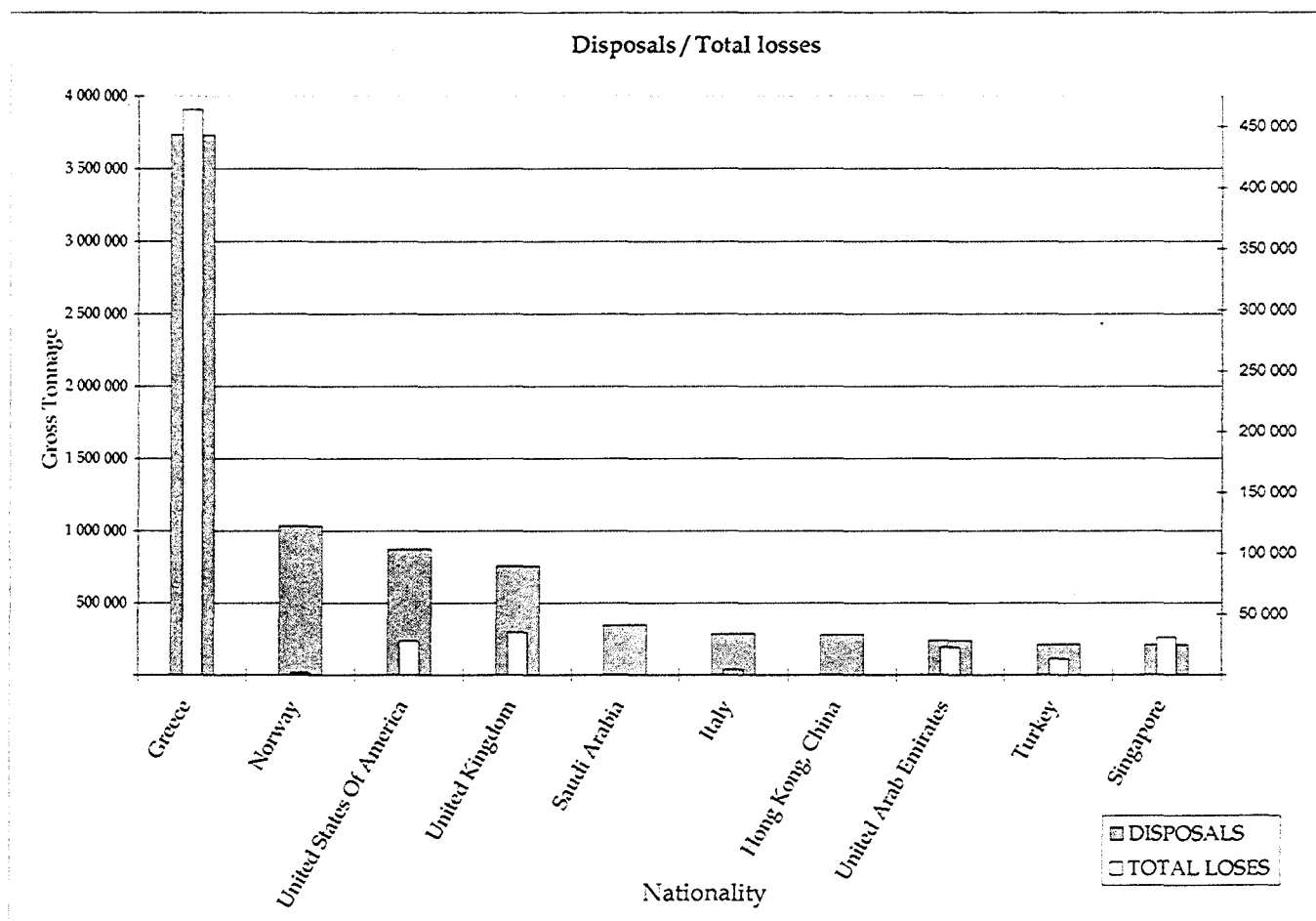
Table 8A continues the analysis of disposals by considering registration, nationality and shiptype category. Individual registration authority totals are given in Table 7A. Table 8B provides a further analysis by nationality, registration and shiptype.

Tables 10A,B & C gives, for the current and previous five years, reported disposals by registration, nationality and shiptype.

The following shows the gross tonnage (in millions) broken up in the four principal countries of breaking for the current and previous five years.

	1995		1996		1997		1998		1999		2000	
	No.	m.GT	No.	m.GT	No.	m.GT	No.	m.GT	No.	m.GT	No.	m.GT
Bangladesh	54	2.56	65	2.65	83	2.39	73	3.21	75	4.24	62	2.41
China	98	0.82	36	0.18	44	0.31	46	0.83	97	3.05	78	2.64
India	261	3.66	339	5.27	387	5.19	396	6.48	386	6.97	340	5.99
Pakistan	25	1.67	33	2.06	22	0.99	63	2.47	42	2.35	25	0.79
total	438	8.71	473	10.16	536	8.88	578	12.99	600	16.61	505	11.83

For the purpose of comparing the loss ratio and percentage of ships lost against each country of nationality, 1,000 GT and above the following tables are included to enable a direct comparison to those included in the World Fleet Statistics.



TOTAL LOSSES - BY NATIONALITY OF OWNER, 1,000 GT AND ABOVE										2000
NATIONALITY	TOTALS			CARGO CARRYING SHIPS				SHIPS OF MISCELLANEOUS ACTIVITIES		
	No.	GT	Age	No.	GT	Dwt	Age	No.	GT	Age
Antigua & Barbuda	1	16 038	23	1	16 038	6 742	23
Belize	1	4 160	12	1	4 160	4 845	12
Cambodia	1	1 998	17	1	1 998	3 052	17
China	7	28 998	21	7	28 998	43 373	21
China (Taiwan)	3	23 501	19	3	23 501	36 552	19
Denmark	2	3 612	20	2	3 612	3 875	20
Egypt	1	4 325	39	1	4 325	5 832	39
Germany	5	11 019	25	5	11 019	11 482	25
Greece	21	463 794	22	21	463 794	809 091	22
Honduras	1	1 069	34	1	1 069	1 165	34
Indonesia	3	44 196	26	3	44 196	78 497	26
Italy	1	4 189	11	1	4 189	7 308	11
Jamaica	1	2 496	38	1	2 496	4 440	38
Japan	3	10 593	12	3	10 593	16 575	12
Korea (South)	4	11 951	18	4	11 951	18 728	18
Malaysia	1	5 577	22	1	5 577	8 813	22
Nigeria	1	1 415	39	1	1 415	1 706	39
Norway	1	1 900	31	1	1 900	2 519	31
Panama	1	4 313	17	1	4 313	7 114	17
Philippines	1	5 927	18	1	5 927	9 182	18
Portugal	1	2 937	20	1	2 937	3 224	20
Russia	4	21 227	23	3	8 524	9 973	24	1	12 703	20
Saint Vincent	3	8 978	24	3	8 978	14 220	24
Singapore	3	31 216	19	3	31 216	55 973	19
Spain	1	1 145	34	1	1 145	1 574	34
Syria	1	1 596	39	1	1 596	3 710	39
Thailand	1	3 908	30	1	3 908	6 042	30
Turkey	2	13 099	19	2	13 099	13 515	19
United Arab Emirates	3	22 587	26	3	22 587	39 073	26
United Kingdom	3	34 954	16	3	34 954	55 321	16
United States Of America	3	27 957	43	2	26 071	6 927	52	1	1 886	26
Vietnam	1	2 920	19	1	2 920	5 150	19
Unknown	9	42 309	31	9	42 309	35 863	31
Totals	95	863 904	24	93	851 315	7 337 456	24	2	14 589	23

DISPOSALS - BY NATIONALITY OF OWNER, 1,000 GT AND ABOVE

2000

NATIONALITY	TOTALS			CARGO CARRYING SHIPS				SHIPS OF MISCELLANEOUS ACTIVITIES		
	No.	GT	Age	No.	GT	Dwt	Age	No.	GT	Age
Algeria	3	9 083	31	3	9 083	11 470	31
Bahamas	1	12 703	21	1	12 703	21
Bangladesh	1	8 541	29	1	8 541	15 320	29
Belgium	1	36 697	21	1	36 697	66 726	21
Belize	4	37 945	25	3	33 711	51 666	24	1	4 234	25
Brazil	2	20 314	21	2	20 314	31 589	21
Bulgaria	5	31 883	29	5	31 883	37 803	29
Chile	1	11 492	22	1	11 492	15 011	22
China	5	100 292	26	5	100 292	160 119	26
China (Taiwan)	9	93 765	26	9	93 765	135 320	26
Croatia	3	24 735	27	3	24 735	32 341	27
Cuba	1	6 315	23	1	6 315	10 619	23
Cyprus	4	38 030	30	4	38 030	55 547	30
Denmark	2	22 890	23	2	22 890	28 322	23
Djibouti	1	1 194	44	1	1 194	1 590	44
Egypt	1	5 200	27	1	5 200	7 497	27
Estonia	2	7 904	22	2	7 904	7 661	22
Finland	2	106 122	25	2	106 122	187 239	25
France	1	20 537	22	1	20 537	24 946	22
Georgia	2	20 971	22	1	17 824	27 480	24	1	3 147	20
Germany	4	35 752	28	4	35 752	43 999	28
Greece	131	3 734 974	26	130	3 722 600	6 643 894	26	1	12 374	23
Hong Kong, China	8	280 660	26	8	280 660	542 305	26
India	15	198 531	23	15	198 531	306 239	23
Indonesia	4	56 409	25	4	56 409	77 282	25
Iran	3	209 492	27	3	209 492	415 270	27
Israel	1	10 559	26	1	10 559	10 736	26
Italy	19	287 104	29	19	287 104	463 413	29
Japan	10	162 096	25	8	158 975	117 802	23	2	3 121	34
Jordan	1	4 151	33	1	4 151	4 470	33
Kenya	1	6 397	28	1	6 397	12 125	28
Korea (North)	3	25 264	28	3	25 264	38 045	28
Korea (South)	2	14 978	29	1	13 029	20 914	21	1	1 949	36
Lebanon	3	6 831	35	3	6 831	8 893	35
Liberia	11	127 667	25	8	109 549	154 492	26	3	18 118	23
Lithuania	1	2 753	34	1	2 753	34
Malaysia	3	24 964	26	3	24 964	34 855	26
Malta	4	56 427	28	4	56 427	93 913	28
Marshall Islands	1	7 576	31	1	7 576	7 340	31
Monaco	6	97 568	28	6	97 568	156 990	28
Myanmar	1	24 415	26	1	24 415	25 297	26
Netherlands	3	31 536	29	3	31 536	51 522	29
Norway	23	1 035 252	24	17	1 023 631	1 952 176	25	6	11 621	22
Pakistan	1	4 266	29	1	4 266	5 809	29
Panama	5	38 888	27	5	38 888	45 988	27
Philippines	7	26 160	26	7	26 160	26 025	26
Poland	6	77 562	25	5	74 564	118 287	25	1	2 998	24
Romania	14	70 667	26	14	70 667	98 926	26
Russia	19	117 402	27	10	67 410	67 306	28	9	49 992	25
Saint Kitts-Nevis	1	1 898	28	1	1 898	1 964	28
Saint Vincent	1	1 963	43	1	1 963	2 097	43
Saudi Arabia	6	347 491	27	6	347 491	697 701	27
Singapore	11	210 330	25	11	210 330	365 637	25
South Africa	2	23 040	24	2	23 040	26 813	24
Spain	3	4 901	26	1	2 753	2 338	24	2	2 148	27
Sweden	2	28 693	39	1	24 888	11 038	22	1	3 805	56
Switzerland	7	141 130	27	7	141 130	226 225	27
Syria	3	8 077	33	3	8 077	11 877	33
Thailand	10	90 885	24	10	90 885	131 309	24
Tunisia	2	17 458	26	2	17 458	25 127	26
Turkey	16	217 663	30	16	217 663	355 077	30
Ukraine	17	184 803	26	13	170 381	230 235	26	4	14 422	28
United Arab Emirates	20	242 124	27	19	237 282	384 053	27	1	4 842	30
United Kingdom	26	758 634	26	22	742 236	1 344 233	26	4	16 398	27
United States Of America	19	873 012	29	17	869 488	1 660 705	30	2	3 524	21
Unknown	76	1 745 136	29	73	1 735 012	3 110 303	28	3	10 124	30
Totals	583	12 290 152	27	539	12 111 879	21 039 311	27	44	178 273	27

TABLE 1A TOTAL LOSSES - BY REGISTRATION

2000

REGISTRATION	TOTALS			CARGO CARRYING SHIPS				SHIPS OF MISCELLANEOUS ACTIVITIES		
	No.	GT	Age	No.	GT	Dwt	Age	No.	GT	Age
ANTIGUA & BARBUDA	2	4 202	23	2	4 202	6 486	23
BAHAMAS	1	1 259	24	1	1 259	1 398	24
BELIZE	6	9 535	26	4	8 666	12 258	27	2	869	23
CAMBODIA	4	27 056	24	4	27 056	46 929	24
CANADA	2	1 113	33	2	1 113	33
CHILE	1	322	28	1	322	180	28
CHINA	3	14 032	20	3	14 032	21 490	20
CHINA (TAIWAN)	2	6 991	17	2	6 991	10 053	17
CYPRUS	6	87 917	21	6	87 917	144 371	21
DENMARK (DIS)	2	1 802	29	1	1 655	2 130	25	1	147	32
EGYPT	1	4 325	39	1	4 325	5 832	39
FAEROES (FAS)	1	1 957	15	1	1 957	1 745	15
FINLAND	1	202	33	1	202	33
FRANCE	1	268	24	1	268	24
GREECE	5	6 347	37	4	6 195	2 091	37	1	152	39
HONDURAS	3	3 431	34	3	3 431	4 588	34
HONG KONG, CHINA	1	16 725	9	1	16 725	28 454	9
INDONESIA	5	45 631	25	5	45 631	80 564	25
ITALY	1	4 189	11	1	4 189	7 308	11
JAPAN	4	1 354	17	2	697	2 030	20	2	657	15
KOREA (SOUTH)	4	7 877	18	3	7 428	12 494	15	1	449	27
LIBERIA	5	46 031	23	5	46 031	49 692	23
MALAYSIA	1	5 577	22	1	5 577	8 813	22
MALTA	5	152 981	23	5	152 981	289 935	23
MOZAMBIQUE	1	194	33	1	194	406	33
NEW ZEALAND	1	456	25	1	456	25
NORWAY	2	614	47	2	614	786	47
NORWAY (NIS)	1	1 900	31	1	1 900	2 519	31
PANAMA	17	223 631	28	16	222 989	317 014	27	1	642	40
PERU	1	268	8	1	268	8
PHILIPPINES	5	2 018	24	5	2 018	2 734	24
PORTUGAL	1	2 937	20	1	2 937	3 224	20
PORTUGAL (MAR)	2	5 458	26	2	5 458	8 688	26
ROMANIA	2	11 917	20	2	11 917	17 499	20
RUSSIA	11	23 852	26	4	8 940	10 512	27	7	14 912	26
SAINT VINCENT	14	88 252	26	13	86 366	135 388	26	1	1 886	26
SAO TOME & PRINCIPE	1	499	31	1	499	1 320	31
SIERRA LEONE	1	2 057	31	1	2 057	3 498	31
SINGAPORE	2	29 129	17	2	29 129	50 914	17
SPAIN	1	360	25	1	360	25
SRI LANKA	1	1 834	32	1	1 834	2 866	32
SYRIA	3	3 260	39	3	3 260	6 205	39
TANZANIA	1	154	11	1	154	11
THAILAND	1	3 908	30	1	3 908	6 042	30
TURKEY	5	15 236	22	5	15 236	17 603	22
UKRAINE	1	104	21	1	104	21
UNITED KINGDOM	9	14 309	25	1	12 778	18 501	21	8	1 531	25
UNITED STATES OF AMERICA	8	1 605	22	8	1 605	22
VANUATU	1	377	34	1	377	34
VENEZUELA	1	122	34	1	122	34
VIETNAM	2	3 086	15	2	3 086	5 350	15
UNKNOWN	4	4 375	29	3	4 052	6 069	27	1	323	36
TOTALS	167	893 036	25	123	866 439	1 355 979	25	44	26 597	25

TABLE 1B TOTAL LOSSES - BY NATIONALITY OF OWNER

2000

NATIONALITY	TOTALS			CARGO CARRYING SHIPS				SHIPS OF MISCELLANEOUS ACTIVITIES		
	No.	GT	Age	No.	GT	Dwt	Age	No.	GT	Age
ANTIGUA & BARBUDA	1	16 038	23	1	16 038	6 742	23
BELIZE	1	4 160	12	1	4 160	4 845	12
CAMBODIA	1	1 998	17	1	1 998	3 052	17
CANADA	2	1 113	33	2	1 113	33
CHINA	7	28 998	21	7	28 998	43 373	21
CHINA (TAIWAN)	4	23 890	19	3	23 501	36 552	19	1	389	19
DENMARK	3	3 759	24	2	3 612	3 875	20	1	147	32
EGYPT	1	4 325	39	1	4 325	5 832	39
FINLAND	1	202	33	1	202	33
FRANCE	1	268	24	1	268	24
GERMANY	5	11 019	25	5	11 019	11 482	25
GREECE	24	464 565	24	23	464 413	809 922	23	1	152	39
GUYANA	1	990	43	1	990	1 219	43
HAITI	1	265	45	1	265	399	45
HONDURAS	1	1 069	34	1	1 069	1 165	34
INDONESIA	4	44 532	23	4	44 532	78 833	23
ITALY	1	4 189	11	1	4 189	7 308	11
JAMAICA	1	2 496	38	1	2 496	4 440	38
JAPAN	7	11 947	15	5	11 290	18 605	15	2	657	15
KOREA (SOUTH)	5	12 948	16	5	12 948	20 990	16
LIBERIA	1	696	32	1	696	815	32
MALAYSIA	1	5 577	22	1	5 577	8 813	22
MOZAMBIQUE	1	194	33	1	194	406	33
NEW ZEALAND	1	456	25	1	456	25
NIGERIA	1	1 415	39	1	1 415	1 706	39
NORWAY	3	2 514	42	3	2 514	3 305	42
PANAMA	2	4 861	36	2	4 861	7 662	36
PERU	1	268	8	1	268	8
PHILIPPINES	6	7 945	23	6	7 945	11 916	23
PORTUGAL	1	2 937	20	1	2 937	3 224	20
RUSSIA	11	23 852	26	4	8 940	10 512	27	7	14 912	26
SAINT VINCENT	3	8 978	24	3	8 978	14 220	24
SINGAPORE	4	32 163	22	4	32 163	57 690	22
SPAIN	3	1 760	29	1	1 145	1 574	34	2	615	26
SYRIA	3	3 260	39	3	3 260	6 205	39
TANZANIA	1	154	11	1	154	11
THAILAND	1	3 908	30	1	3 908	6 042	30
TURKEY	4	14 676	22	4	14 676	16 206	22
UKRAINE	1	104	21	1	104	21
UNITED ARAB EMIRATES	4	23 067	26	3	22 587	39 073	26	1	480	27
UNITED KINGDOM	9	36 070	24	3	34 954	55 321	16	6	1 116	28
UNITED STATES OF AMERICA	12	29 869	28	2	26 071	6 927	52	10	3 798	24
URUGUAY	1	642	40	1	642	40
VIETNAM	2	3 086	15	2	3 086	5 350	15
UNKNOWN	18	45 813	29	14	44 689	40 378	30	4	1 124	26
TOTALS	167	893 036	25	123	866 439	1 355 979	25	44	26 597	25

TABLE 2A TOTAL LOSSES - BY REGISTRATION, NATIONALITY OF OWNER AND SHIPTYPE CATEGORY

2000

REGISTRATION	NATIONALITY	SHIPTYPE CATEGORY	TOTAL LOSSES					ATL				CTL			
			No.	GT	Dwt	LVS	Age	No.	GT	Dwt	Age	No.	GT	Dwt	Age
ANTIGUA & BARBUDA	GERMANY	GENERAL CARGO	2	4 202	6 486	0	23	2	4 202	6 486	23
BAHAMAS	GERMANY	GENERAL CARGO	1	1 259	1 398	0	24	1	1 259	1 398	24
BELIZE	BELIZE	REFRIGERATED CARGO	1	4 160	4 845	18	12	1	4 160	4 845	12
	CHINA (TAIWAN)	FISH CATCHING	1	389	389	0	19	1	389	389	19
	JAMAICA	GENERAL CARGO	1	2 496	4 440	2	38	1	2 496	4 440	38
	KOREA (SOUTH)	GENERAL CARGO	1	1 510	2 221	0	18	1	1 510	2 221	18
	UNITED ARAB EMIRATES	OFFSHORE SUPPLY	1	480	800	1	27	1	480	800	27
	UNKNOWN	GENERAL CARGO	1	500	752	9	41	1	500	752	41
CAMBODIA	CAMBODIA	GENERAL CARGO	1	1 998	3 052	0	17	1	1 998	3 052	17
	GREECE	SELF-DISCHARGING BULK DRY	1	19 473	35 264	1	26	1	19 473	35 264	26
	SAINT VINCENT	GENERAL CARGO	1	3 933	6 513	6	17	1	3 933	6 513	17
	UNKNOWN	GENERAL CARGO	1	1 652	2 100	0	34	1	1 652	2 100	34
CANADA	CANADA	FISH CATCHING	1	877	877	0	27	1	877	877	27
	CANADA	TOWING/PUSHING	1	236	236	0	39	1	236	236	39
CHILE	UNKNOWN	RO-RO CARGO	1	322	180	0	28	1	322	180	28
CHINA	CHINA	GENERAL CARGO	3	14 032	21 490	0	20	3	14 032	21 490	20
CHINA (TAIWAN)	CHINA (TAIWAN)	OTHER BULK DRY	1	4 010	6 275	21	16	1	4 010	6 275	16
	CHINA (TAIWAN)	GENERAL CARGO	1	2 981	3 778	13	18	1	2 981	3 778	18
CYPRUS	GREECE	OIL PRODUCTS TANKER	1	17 132	32 135	0	22	1	17 132	32 135	22
	GREECE	BULK DRY	3	51 918	87 073	0	21	2	42 593	70 116	20	1	9 325	16 957	24
	GREECE	GENERAL CARGO	1	9 152	14 711	0	18	1	9 152	14 711	18
	GREECE	REFRIGERATED CARGO	1	9 715	10 452	0	19	1	9 715	10 452	19
DENMARK (DIS)	DENMARK	GENERAL CARGO	1	1 655	2 130	6	25	1	1 655	2 130	25
	DENMARK	DREDGING	1	147	183	0	32	1	147	183	32
EGYPT	EGYPT	GENERAL CARGO	1	4 325	5 832	0	39	1	4 325	5 832	39
FAEROES (FAS)	DENMARK	GENERAL CARGO	1	1 957	1 745	0	15	1	1 957	1 745	15
FINLAND	FINLAND	FISH CATCHING	1	202	202	0	33	1	202	202	33
FRANCE	FRANCE	FISH CATCHING	1	268	379	8	24	1	268	379	24
GREECE	GREECE	GENERAL CARGO	1	477	689	0	43	1	477	689	43

TABLE 2A TOTAL LOSSES - BY REGISTRATION, NATIONALITY OF OWNER AND SHIPTYPE CATEGORY

2000

REGISTRATION	NATIONALITY	SHIPTYPE CATEGORY	TOTAL LOSSES					ATL				CTL			
			No.	GT	Dwt	LVS	Age	No.	GT	Dwt	Age	No.	GT	Dwt	Age
GREECE (Continued)	GREECE	PASSENGER/RO-RO CARGO	1	4 555	1 099	83	34	1	4 555	1 099	34
	GREECE	PASSENGER SHIP	1	142	142	0	24	1	142	142	24
	GREECE	TOWING/PUSHING	1	152	138	0	39	1	152	138	39
	UNKNOWN	PASSENGER/GENERAL CARGO	1	1 021	161	0	45	1	1 021	161	45
HONDURAS	HONDURAS	GENERAL CARGO	1	1 069	1 165	0	34	1	1 069	1 165	34
	NIGERIA	REFRIGERATED CARGO	1	1 415	1 706	0	39	1	1 415	1 706	39
	SINGAPORE	OTHER BULK DRY	1	947	1 717	0	30	1	947	1 717	30
HONG KONG, CHINA	UNITED KINGDOM	BULK DRY	1	16 725	28 454	0	9	1	16 725	28 454	9
INDONESIA	INDONESIA	BULK DRY	1	39 632	71 927	0	17	1	39 632	71 927	17
	INDONESIA	GENERAL CARGO	2	4 564	6 570	0	31	2	4 564	6 570	31
	INDONESIA	RO-RO CARGO	1	336	336	0	12	1	336	336	12
	UNKNOWN	GENERAL CARGO	1	1 099	1 731	1	34	1	1 099	1 731	34
ITALY	ITALY	CHEMICAL	1	4 189	7 308	0	11	1	4 189	7 308	11
JAPAN	JAPAN	OTHER BULK DRY	1	199	450	0	21	1	199	450	21
	JAPAN	GENERAL CARGO	1	498	1 580	0	18	1	498	1 580	18
	JAPAN	FISH CATCHING	1	160	160	14	17	1	160	160	17
	JAPAN	DREDGING	1	497	1 358	0	12	1	497	1 358	12
KOREA (SOUTH)	KOREA (SOUTH)	CHEMICAL	1	997	2 262	0	6	1	997	2 262	6
	KOREA (SOUTH)	OTHER BULK DRY	1	3 881	6 271	0	21	1	3 881	6 271	21
	KOREA (SOUTH)	GENERAL CARGO	1	2 550	3 961	0	18	1	2 550	3 961	18
	UNKNOWN	FISH CATCHING	1	449	498	0	27	1	449	498	27
LIBERIA	ANTIGUA & BARBUDA	RO-RO CARGO	1	16 038	6 742	0	23	1	16 038	6 742	23
	GERMANY	PASSENGER (CRUISE)	1	3 724	732	0	26	1	3 724	732	26
	GREECE	BULK DRY	1	20 122	33 037	0	18	1	20 122	33 037	18
	LIBERIA	CHEMICAL	1	696	815	5	32	1	696	815	32
	UNITED KINGDOM	OIL PRODUCTS TANKER	1	5 451	8 366	3	17	1	5 451	8 366	17
MALAYSIA	MALAYSIA	GENERAL CARGO	1	5 577	8 813	0	22	1	5 577	8 813	22
MALTA	GREECE	CRUDE OIL TANKER	2	114 467	224 623	0	23	2	114 467	224 623	23
	GREECE	OIL PRODUCTS TANKER	1	17 877	31 016	0	25	1	17 877	31 016	25
	GREECE	BULK DRY	1	13 697	22 546	0	21	1	13 697	22 546	21
	GREECE	GENERAL CARGO	1	6 940	11 750	0	25	1	6 940	11 750	25
MOZAMBIQUE	MOZAMBIQUE	GENERAL CARGO	1	194	406	0	33	1	194	406	33

TABLE 2A TOTAL LOSSES - BY REGISTRATION, NATIONALITY OF OWNER AND SHIPTYPE CATEGORY

2000

REGISTRATION	NATIONALITY	SHIPTYPE CATEGORY	TOTAL LOSSES					ATL				CTL			
			No.	GT	Dwt	LVS	Age	No.	GT	Dwt	Age	No.	GT	Dwt	Age
NEW ZEALAND	NEW ZEALAND	FISH CATCHING	1	456	456	0	25	1	456	456	25
NORWAY	NORWAY	GENERAL CARGO	2	614	786	3	47	2	614	786	47
NORWAY (NIS)	NORWAY	GENERAL CARGO	1	1 900	2 519	6	31	1	1 900	2 519	31
PANAMA	CHINA	OTHER LIQUIDS	1	1 202	1 989	0	27	1	1 202	1 989	27
	CHINA (TAIWAN)	BULK DRY	1	16 510	26 499	0	24	1	16 510	26 499	24
	GREECE	BULK DRY	3	130 553	232 594	18	21	2	115 680	206 053	20	1	14 873	26 541	24
	GREECE	GENERAL CARGO	1	5 938	7 959	15	19	1	5 938	7 959	19
	HAITI	GENERAL CARGO	1	265	399	0	45	1	265	399	45
	JAPAN	GENERAL CARGO	3	10 593	16 575	0	12	3	10 593	16 575	12
	KOREA (SOUTH)	GENERAL CARGO	1	4 010	6 275	0	16	1	4 010	6 275	16
	PANAMA	GENERAL CARGO	1	548	548	0	55	1	548	548	55
	PHILIPPINES	OTHER BULK DRY	1	5 927	9 182	23	18	1	5 927	9 182	18
	SINGAPORE	GENERAL CARGO	1	2 087	5 059	0	25	1	2 087	5 059	25
	UNITED STATES OF AMERICA	PASSENGER (CRUISE)	1	24 346	4 264	0	68	1	24 346	4 264	68
	UNKNOWN	PASSENGER (CRUISE)	1	21 010	5 671	0	42	1	21 010	5 671	42
	URUGUAY	FISH CATCHING	1	642	511	0	40	1	642	511	40
	PERU	PERU	FISH CATCHING	1	268	306	0	8	1	268	306	8
PHILIPPINES	PHILIPPINES	GENERAL CARGO	1	491	1 599	0	22	1	491	1 599	22
	PHILIPPINES	PASSENGER/GENERAL CARGO	1	248	248	0	22	1	248	248	22
	PHILIPPINES	PASSENGER/RO-RO CARGO	2	1 019	648	0	28	2	1 019	648	28
	PHILIPPINES	PASSENGER SHIP	1	260	239	0	21	1	260	239	21
PORTUGAL	PORTUGAL	GENERAL CARGO	1	2 937	3 224	0	20	1	2 937	3 224	20
PORTUGAL (MAR)	PANAMA	GENERAL CARGO	1	4 313	7 114	13	17	1	4 313	7 114	17
	SPAIN	GENERAL CARGO	1	1 145	1 574	0	34	1	1 145	1 574	34
ROMANIA	UNKNOWN	GENERAL CARGO	2	11 917	17 499	0	20	1	5 983	8 750	24	1	5 834	8 749	16
RUSSIA	RUSSIA	GENERAL CARGO	3	7 810	9 089	0	30	3	7 810	9 089	30
	RUSSIA	REFRIGERATED CARGO	1	1 130	1 423	1	20	1	1 130	1 423	20
	RUSSIA	FISH CATCHING	5	2 100	1 314	1	24	5	2 100	1 314	24
	RUSSIA	OTHER FISHING	1	12 703	9 606	0	20	1	12 703	9 606	20
	RUSSIA	TOWING/PUSHING	1	109	79	3	41	1	109	79	41
SAINT VINCENT	CHINA	GENERAL CARGO	3	13 764	19 894	0	20	3	13 764	19 894	20
	GREECE	OIL PRODUCTS TANKER	1	10 796	16 439	0	22	1	10 796	16 439	22
	GREECE	BULK DRY	2	31 459	48 393	0	23	1	16 038	24 285	21	1	15 421	24 108	24

TABLE 2A TOTAL LOSSES - BY REGISTRATION, NATIONALITY OF OWNER AND SHIPTYPE CATEGORY

2000

REGISTRATION	NATIONALITY	SHIPTYPE CATEGORY	TOTAL LOSSES					ATL				CTL			
			No.	GT	Dwt	LVS	Age	No.	GT	Dwt	Age	No.	GT	Dwt	Age
SAINT VINCENT (Continued)	GUYANA	GENERAL CARGO	1	990	1 219	9	43	1	990	1 219	43
	SAINT VINCENT	GENERAL CARGO	2	5 045	7 707	0	28	2	5 045	7 707	28
	UNITED ARAB EMIRATES	BULK DRY	2	16 146	27 476	0	26	2	16 146	27 476	26
	UNITED ARAB EMIRATES	GENERAL CARGO	1	6 441	11 597	2	26	1	6 441	11 597	26
	UNITED STATES OF AMERICA	GENERAL CARGO	1	1 725	2 663	0	36	1	1 725	2 663	36
	UNITED STATES OF AMERICA	RESEARCH	1	1 886	2 997	0	26	1	1 886	2 997	26
SAO TOME & PRINCIPE	UNKNOWN	GENERAL CARGO	1	499	1 320	0	31	1	499	1 320	31
SIERRA LEONE	UNKNOWN	GENERAL CARGO	1	2 057	3 498	0	31	1	2 057	3 498	31
SINGAPORE	SINGAPORE	BULK DRY	1	23 277	42 258	2	9	1	23 277	42 258	9
	SINGAPORE	GENERAL CARGO	1	5 852	8 656	0	24	1	5 852	8 656	24
SPAIN	SPAIN	OFFSHORE SUPPLY	1	360	360	0	25	1	360	360	25
SRI LANKA	GERMANY	GENERAL CARGO	1	1 834	2 866	7	32	1	1 834	2 866	32
SYRIA	SYRIA	GENERAL CARGO	3	3 260	6 205	0	39	2	1 664	2 495	39	1	1 596	3 710	39
TANZANIA	TANZANIA	FISH CATCHING	1	154	92	13	11	1	154	92	11
THAILAND	THAILAND	GENERAL CARGO	1	3 908	6 042	11	30	1	3 908	6 042	30
TURKEY	TURKEY	GENERAL CARGO	3	10 498	15 484	0	18	3	10 498	15 484	18
	TURKEY	PASSENGER/RO-RO CARGO	1	4 178	722	1	34	1	4 178	722	34
	UNKNOWN	GENERAL CARGO	1	560	1 397	0	19	1	560	1 397	19
UKRAINE	UKRAINE	FISH CATCHING	1	104	69	0	21	1	104	69	21
UNITED KINGDOM	SPAIN	FISH CATCHING	1	255	255	0	27	1	255	255	27
	UNITED KINGDOM	GENERAL CARGO	1	12 778	18 501	0	21	1	12 778	18 501	21
	UNITED KINGDOM	FISH CATCHING	6	1 116	1 081	12	28	6	1 116	1 081	28
	UNKNOWN	FISH CATCHING	1	160	160	7	8	1	160	160	8
UNITED STATES OF AMERICA	UNITED STATES OF AMERICA	FISH CATCHING	6	1 215	1 215	0	20	5	1 107	1 107	21	1	108	108	14
	UNITED STATES OF AMERICA	OFFSHORE SUPPLY	1	198	500	2	23	1	198	500	23
	UNKNOWN	TOWING/PUSHING	1	192	192	0	33	1	192	192	33
VANUATU	UNITED STATES OF AMERICA	TOWING/PUSHING	1	377	377	0	34	1	377	377	34
VENEZUELA	UNITED STATES OF AMERICA	TOWING/PUSHING	1	122	122	0	34	1	122	122	34
VIETNAM	VIETNAM	GENERAL CARGO	2	3 086	5 350	3	15	2	3 086	5 350	15

TABLE 2B TOTAL LOSSES - BY NATIONALITY OF OWNER, REGISTRATION AND SHIPTYPE CATEGORY

2000

NATIONALITY	REGISTRATION	SHIPTYPE CATEGORY	TOTAL LOSSES					ATL				CTL			
			No.	GT	Dwt	LVS	Age	No.	GT	Dwt	Age	No.	GT	Dwt	Age
ANTIGUA & BARBUDA	LIBERIA	RO-RO CARGO	1	16 038	6 742	0	23	1	16 038	6 742	23
BELIZE	BELIZE	REFRIGERATED CARGO	1	4 160	4 845	18	12	1	4 160	4 845	12
CAMBODIA	CAMBODIA	GENERAL CARGO	1	1 998	3 052	0	17	1	1 998	3 052	17
CANADA	CANADA	FISH CATCHING	1	877	877	0	27	1	877	877	27
	CANADA	TOWING/PUSHING	1	236	236	0	39	1	236	236	39
CHINA	CHINA	GENERAL CARGO	3	14 032	21 490	0	20	3	14 032	21 490	20
	PANAMA	OTHER LIQUIDS	1	1 202	1 989	0	27	1	1 202	1 989	27
	SAINT VINCENT	GENERAL CARGO	3	13 764	19 894	0	20	3	13 764	19 894	20
CHINA (TAIWAN)	BELIZE	FISH CATCHING	1	389	389	0	19	1	389	389	19
	CHINA (TAIWAN)	OTHER BULK DRY	1	4 010	6 275	21	16	1	4 010	6 275	16
	CHINA (TAIWAN)	GENERAL CARGO	1	2 981	3 778	13	18	1	2 981	3 778	18
	PANAMA	BULK DRY	1	16 510	26 499	0	24	1	16 510	26 499	24
DENMARK	DENMARK (DIS)	GENERAL CARGO	1	1 655	2 130	6	25	1	1 655	2 130	25
	DENMARK (DIS)	DREDGING	1	147	183	0	32	1	147	183	32
	FAEROES (FAS)	GENERAL CARGO	1	1 957	1 745	0	15	1	1 957	1 745	15
EGYPT	EGYPT	GENERAL CARGO	1	4 325	5 832	0	39	1	4 325	5 832	39
FINLAND	FINLAND	FISH CATCHING	1	202	202	0	33	1	202	202	33
FRANCE	FRANCE	FISH CATCHING	1	268	379	8	24	1	268	379	24
GERMANY	ANTIGUA & BARBUDA	GENERAL CARGO	2	4 202	6 486	0	23	2	4 202	6 486	23
	BAHAMAS	GENERAL CARGO	1	1 259	1 398	0	24	1	1 259	1 398	24
	LIBERIA	PASSENGER (CRUISE)	1	3 724	732	0	26	1	3 724	732	26
	SRI LANKA	GENERAL CARGO	1	1 834	2 866	7	32	1	1 834	2 866	32
GREECE	CAMBODIA	SELF-DISCHARGING BULK DRY	1	19 473	35 264	1	26	1	19 473	35 264	26
	CYPRUS	OIL PRODUCTS TANKER	1	17 132	32 135	0	22	1	17 132	32 135	22
	CYPRUS	BULK DRY	3	51 918	87 073	0	21	2	42 593	70 116	20	1	9 325	16 957	24
	CYPRUS	GENERAL CARGO	1	9 152	14 711	0	18	1	9 152	14 711	18
	CYPRUS	REFRIGERATED CARGO	1	9 715	10 452	0	19	1	9 715	10 452	19

TABLE 2B TOTAL LOSSES - BY NATIONALITY OF OWNER, REGISTRATION AND SHIPTYPE CATEGORY

2000

NATIONALITY	REGISTRATION	SHIPTYPE CATEGORY	TOTAL LOSSES					ATL				CTL			
			No.	GT	Dwt	LVS	Age	No.	GT	Dwt	Age	No.	GT	Dwt	Age
GREECE (Continued)	GREECE	GENERAL CARGO	1	477	689	0	45	1	477	689	45
	GREECE	PASSENGER/RO-RO CARGO	1	4 555	1 099	83	34	1	4 555	1 099	34
	GREECE	PASSENGER SHIP	1	142	142	0	24	1	142	142	24
	GREECE	TOWING/PUSHING	1	152	138	0	39	1	152	138	39
	LIBERIA	BULK DRY	1	20 122	33 037	0	18	1	20 122	33 037	18
	MALTA	CRUDE OIL TANKER	2	114 467	224 623	0	23	2	114 467	224 623	23
	MALTA	OIL PRODUCTS TANKER	1	17 877	31 016	0	25	1	17 877	31 016	25
	MALTA	BULK DRY	1	13 697	22 546	0	21	1	13 697	22 546	21
	MALTA	GENERAL CARGO	1	6 940	11 750	0	25	1	6 940	11 750	25
	PANAMA	BULK DRY	3	130 553	232 594	18	21	2	115 680	206 053	20	1	14 873	26 541	24
	PANAMA	GENERAL CARGO	1	5 938	7 959	15	19	1	5 938	7 959	19
	SAINT VINCENT	OIL PRODUCTS TANKER	1	10 796	16 439	0	22	1	10 796	16 439	22
	SAINT VINCENT	BULK DRY	2	31 459	48 393	0	23	1	16 038	24 285	21	1	15 421	24 108	24
	GUYANA	SAINT VINCENT	GENERAL CARGO	1	990	1 219	9	43	1	990	1 219	43
HAITI	PANAMA	GENERAL CARGO	1	265	399	0	45	1	265	399	45
HONDURAS	HONDURAS	GENERAL CARGO	1	1 069	1 165	0	34	1	1 069	1 165	34
INDONESIA	INDONESIA	BULK DRY	1	39 632	71 927	0	17	1	39 632	71 927	17
	INDONESIA	GENERAL CARGO	2	4 564	6 570	0	31	2	4 564	6 570	31
	INDONESIA	RO-RO CARGO	1	336	336	0	12	1	336	336	12
ITALY	ITALY	CHEMICAL	1	4 189	7 308	0	11	1	4 189	7 308	11
JAMAICA	BELIZE	GENERAL CARGO	1	2 496	4 440	2	38	1	2 496	4 440	38
JAPAN	JAPAN	OTHER BULK DRY	1	199	450	0	21	1	199	450	21
	JAPAN	GENERAL CARGO	1	498	1 580	0	18	1	498	1 580	18
	JAPAN	FISH CATCHING	1	160	160	14	17	1	160	160	17
	JAPAN	DREDGING	1	497	1 358	0	12	1	497	1 358	12
	PANAMA	GENERAL CARGO	3	10 593	16 575	0	12	3	10 593	16 575	12
KOREA (SOUTH)	BELIZE	GENERAL CARGO	1	1 510	2 221	0	18	1	1 510	2 221	18
	KOREA (SOUTH)	CHEMICAL	1	997	2 262	0	6	1	997	2 262	6
	KOREA (SOUTH)	OTHER BULK DRY	1	3 881	6 271	0	21	1	3 881	6 271	21
	KOREA (SOUTH)	GENERAL CARGO	1	2 550	3 961	0	18	1	2 550	3 961	18
	PANAMA	GENERAL CARGO	1	4 010	6 275	0	16	1	4 010	6 275	16

TABLE 2B TOTAL LOSSES - BY NATIONALITY OF OWNER, REGISTRATION AND SHIPTYPE CATEGORY

2000

NATIONALITY	REGISTRATION	SHIPTYPE CATEGORY	TOTAL LOSSES					ATL				CTL			
			No.	GT	Dwt	LVS	Age	No.	GT	Dwt	Age	No.	GT	Dwt	Age
LIBERIA	LIBERIA	CHEMICAL	1	696	815	5	32	1	696	815	32
MALAYSIA	MALAYSIA	GENERAL CARGO	1	5 577	8 813	0	22	1	5 577	8 813	22
MOZAMBIQUE	MOZAMBIQUE	GENERAL CARGO	1	194	406	0	33	1	194	406	33
NEW ZEALAND	NEW ZEALAND	FISH CATCHING	1	456	456	0	25	1	456	456	25
NIGERIA	HONDURAS	REFRIGERATED CARGO	1	1 415	1 706	0	39	1	1 415	1 706	39
NORWAY	NORWAY	GENERAL CARGO	2	614	786	3	47	2	614	786	47
	NORWAY (NIS)	GENERAL CARGO	1	1 900	2 519	6	31	1	1 900	2 519	31
PANAMA	PANAMA	GENERAL CARGO	1	548	548	0	55	1	548	548	55
	PORTUGAL (MAR)	GENERAL CARGO	1	4 313	7 114	13	17	1	4 313	7 114	17
PERU	PERU	FISH CATCHING	1	268	306	0	8	1	268	306	8
PHILIPPINES	PANAMA	OTHER BULK DRY	1	5 927	9 182	23	18	1	5 927	9 182	18
	PHILIPPINES	GENERAL CARGO	1	491	1 599	0	22	1	491	1 599	22
	PHILIPPINES	PASSENGER/GENERAL CARGO	1	248	248	0	22	1	248	248	22
	PHILIPPINES	PASSENGER/RO-RO CARGO	2	1 019	648	0	28	2	1 019	648	28
	PHILIPPINES	PASSENGER SHIP	1	260	239	0	21	1	260	239	21
PORTUGAL	PORTUGAL	GENERAL CARGO	1	2 937	3 224	0	20	1	2 937	3 224	20
RUSSIA	RUSSIA	GENERAL CARGO	3	7 810	9 089	0	30	3	7 810	9 089	30
	RUSSIA	REFRIGERATED CARGO	1	1 130	1 423	1	20	1	1 130	1 423	20
	RUSSIA	FISH CATCHING	5	2 100	1 314	1	24	5	2 100	1 314	24
	RUSSIA	OTHER FISHING	1	12 703	9 606	0	20	1	12 703	9 606	20
	RUSSIA	TOWING/PUSHING	1	109	79	3	41	1	109	79	41
SAINT VINCENT	CAMBODIA	GENERAL CARGO	1	3 933	6 513	6	17	1	3 933	6 513	17
	SAINT VINCENT	GENERAL CARGO	2	5 045	7 707	0	28	2	5 045	7 707	28
SINGAPORE	HONDURAS	OTHER BULK DRY	1	947	1 717	0	30	1	947	1 717	30
	PANAMA	GENERAL CARGO	1	2 087	5 059	0	25	1	2 087	5 059	25

TABLE 2B TOTAL LOSSES - BY NATIONALITY OF OWNER, REGISTRATION AND SHIPTYPE CATEGORY

2000

NATIONALITY	REGISTRATION	SHIPTYPE CATEGORY	TOTAL LOSSES					ATL				CTL			
			No.	GT	Dwt	LVS	Age	No.	GT	Dwt	Age	No.	GT	Dwt	Age
SINGAPORE (Continued)	SINGAPORE	BULK DRY	1	23 277	42 258	2	9	1	23 277	42 258	9
	SINGAPORE	GENERAL CARGO	1	5 852	8 656	0	24	1	5 852	8 656	24
SPAIN	PORTUGAL (MAR)	GENERAL CARGO	1	1 145	1 574	0	34	1	1 145	1 574	34
	SPAIN	OFFSHORE SUPPLY	1	360	360	0	25	1	360	360	25
	UNITED KINGDOM	FISH CATCHING	1	255	255	0	27	1	255	255	27
SYRIA	SYRIA	GENERAL CARGO	3	3 260	6 205	0	39	2	1 664	2 495	39	1	1 596	3 710	39
TANZANIA	TANZANIA	FISH CATCHING	1	154	92	13	11	1	154	92	11
THAILAND	THAILAND	GENERAL CARGO	1	3 908	6 042	11	30	1	3 908	6 042	30
TURKEY	TURKEY	GENERAL CARGO	3	10 498	15 484	0	18	3	10 498	15 484	18
	TURKEY	PASSENGER/RO-RO CARGO	1	4 178	722	1	34	1	4 178	722	34
UKRAINE	UKRAINE	FISH CATCHING	1	104	69	0	21	1	104	69	21
UNITED ARAB EMIRATES	BELIZE	OFFSHORE SUPPLY	1	480	800	1	27	1	480	800	27
	SAINT VINCENT	BULK DRY	2	16 146	27 476	0	26	2	16 146	27 476	26
	SAINT VINCENT	GENERAL CARGO	1	6 441	11 597	2	26	1	6 441	11 597	26
UNITED KINGDOM	HONG KONG, CHINA	BULK DRY	1	16 725	28 454	0	9	1	16 725	28 454	9
	LIBERIA	OIL PRODUCTS TANKER	1	5 451	8 366	3	17	1	5 451	8 366	17
	UNITED KINGDOM	GENERAL CARGO	1	12 778	18 501	0	21	1	12 778	18 501	21
	UNITED KINGDOM	FISH CATCHING	6	1 116	1 081	12	28	6	1 116	1 081	28
UNITED STATES OF AMERICA	PANAMA	PASSENGER (CRUISE)	1	24 346	4 264	0	68	1	24 346	4 264	68
	SAINT VINCENT	GENERAL CARGO	1	1 725	2 663	0	36	1	1 725	2 663	36
	SAINT VINCENT	RESEARCH	1	1 886	2 997	0	26	1	1 886	2 997	26
	UNITED STATES OF AMERICA	FISH CATCHING	6	1 215	1 215	0	20	5	1 107	1 107	21	1	108	108	14
	UNITED STATES OF AMERICA	OFFSHORE SUPPLY	1	198	500	2	23	1	198	500	23
	VANUATU	TOWING/PUSHING	1	377	377	0	34	1	377	377	34
	VENEZUELA	TOWING/PUSHING	1	122	122	0	34	1	122	122	34
URUGUAY	PANAMA	FISH CATCHING	1	642	511	0	40	1	642	511	40
VIETNAM	VIETNAM	GENERAL CARGO	2	3 086	5 350	3	15	2	3 086	5 350	15

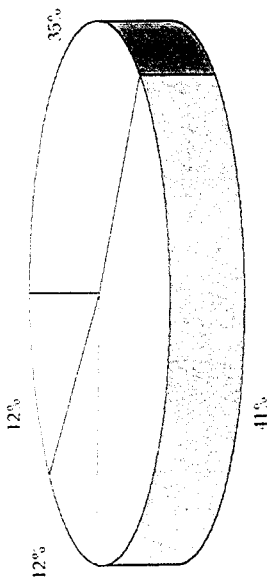
TABLE 3A TOTAL LOSSES - BY INITIAL INCIDENT TYPE, AND SHIPTYPE CATEGORY

2000

INITIAL INCIDENT	SHIPTYPE CATEGORY	TOTAL LOSSES				ATL				CTL			
		No.	GT	Dwt	Age	No.	GT	Dwt	Age	No.	GT	Dwt	Age
FOUNDERED	CHEMICAL	1	4 189	7 308	11	1	4 189	7 308	11
	OTHER LIQUIDS	1	1 202	1 989	27	1	1 202	1 989	27
	BULK DRY	3	135 802	239 090	19	3	135 802	239 090	19
	OTHER BULK DRY	1	947	1 717	30	1	947	1 717	30
	GENERAL CARGO	38	86 943	131 702	29	37	81 009	122 953	29	1	5 934	8 749	16
	PASSENGER/GENERAL CARGO	2	1 269	409	34	2	1 269	409	34
	REFRIGERATED CARGO	1	4 160	4 845	12	1	4 160	4 845	12
	RO-RO CARGO	3	16 696	7 258	21	3	16 696	7 258	21
	PASSENGER/RO-RO CARGO	2	1 019	648	28	2	1 019	648	28
	PASSENGER (CRUISE)	2	45 356	9 935	55	2	45 356	9 935	55
	FISH CATCHING	19	4 752	4 505	24	19	4 752	4 505	24
	OFFSHORE SUPPLY	3	1 038	1 660	25	3	1 038	1 660	25
	RESEARCH	1	1 886	2 997	26	1	1 886	2 997	26
	TOWING/PUSHING	3	453	409	38	3	453	409	38
	DREDGING	1	147	183	32	1	147	183	32
MISSING	OTHER BULK DRY	1	4 010	6 275	16	1	4 010	6 275	16
FIRE/EXPLOSION	OIL PRODUCTS TANKER	2	6 509	9 996	25	2	6 509	9 996	25
	BULK DRY	2	24 629	40 212	22	2	24 629	40 212	22
	GENERAL CARGO	7	33 259	50 310	20	6	24 107	35 599	21	1	9 152	14 711	18
	REFRIGERATED CARGO	1	9 715	10 452	19	1	9 715	10 452	19
	PASSENGER/RO-RO CARGO	1	4 178	722	34	1	4 178	722	34
	PASSENGER SHIP	1	142	142	24	1	142	142	24
	FISH CATCHING	3	1 153	1 153	21	3	1 153	1 153	21
	TOWING/PUSHING	1	377	377	34	1	377	377	34
COLLISION	CHEMICAL	2	1 693	3 077	19	2	1 693	3 077	19
	BULK DRY	1	23 277	42 258	9	1	23 277	42 258	9
	OTHER BULK DRY	1	199	450	21	1	199	450	21
	GENERAL CARGO	13	48 522	73 289	20	12	46 027	69 716	20	1	2 495	3 573	19
	REFRIGERATED CARGO	1	1 130	1 423	20	1	1 130	1 423	20
	FISH CATCHING	1	449	498	27	1	449	498	27
	TOWING/PUSHING	1	122	122	34	1	122	122	34
CONTACT	BULK DRY	1	14 873	26 541	24	1	14 873	26 541	24
	GENERAL CARGO	1	548	548	55	1	548	548	55
	PASSENGER SHIP	1	260	239	21	1	260	239	21
	FISH CATCHING	1	877	877	27	1	877	877	27
WRECKED/STRANDED	CRUDE OIL TANKER	1	47 525	92 145	23	1	47 525	92 145	23
	OIL PRODUCTS TANKER	2	28 673	47 455	24	1	10 796	16 439	22	1	17 877	31 016	25
	BULK DRY	4	104 056	177 116	16	4	104 056	177 116	16
	OTHER BULK DRY	2	9 808	15 453	20	2	9 808	15 453	20
	GENERAL CARGO	12	33 373	51 655	26	11	31 777	47 945	24	1	1 596	3 710	39
	REFRIGERATED CARGO	1	1 415	1 706	39	1	1 415	1 706	39
	PASSENGER/RO-RO CARGO	1	4 555	1 099	34	1	4 555	1 099	34
	PASSENGER (CRUISE)	1	3 724	732	26	1	3 724	732	26
	FISH CATCHING	7	1 907	1 201	22	6	1 799	1 093	23	1	108	108	14
	OTHER FISHING	1	12 703	9 606	20	1	12 703	9 606	20
	TOWING/PUSHING	1	236	236	39	1	236	236	39
	DREDGING	1	497	1 358	12	1	497	1 358	12
	OTHER	CRUDE OIL TANKER	1	66 942	132 478	23	1	66 942	132 478
OIL PRODUCTS TANKER		1	17 132	32 135	22	1	17 132	32 135	22
BULK DRY		5	57 402	95 040	25	5	57 402	95 040	25
SELF-DISCHARGING BULK DRY		1	19 473	35 264	26	1	19 473	35 264	26
GENERAL CARGO		1	1 834	2 866	32	1	1 834	2 866	32

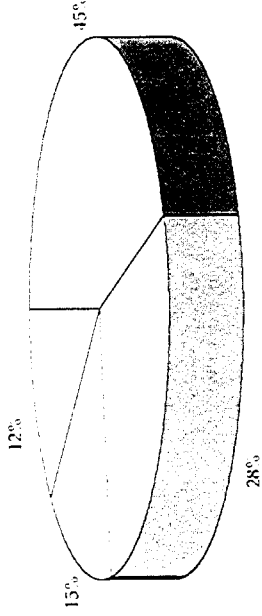
Other

- OBULK DRY
- OCRUDE OIL TANKER
- OSFTL DISCHARGING BULK DRY
- OOTHER



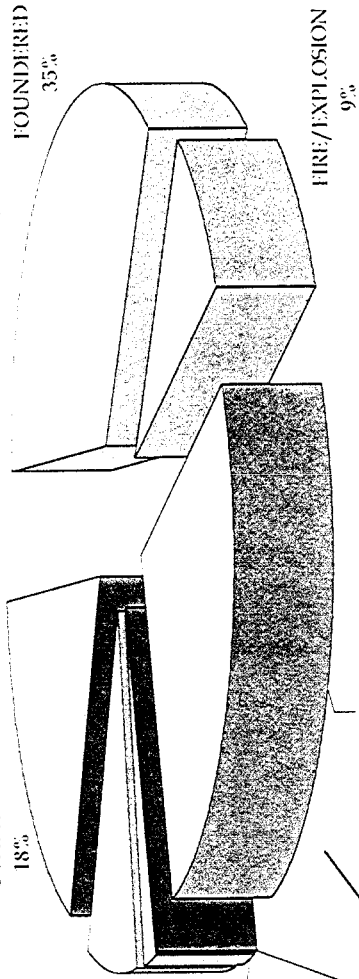
Foundered

- OBULK DRY
- OGENERAL CARGO
- OCASSENGER (CRUISE)
- OOTHER



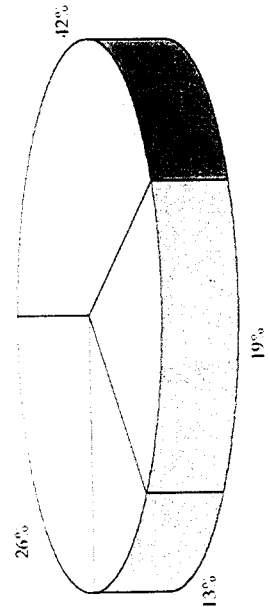
Other

- COLLISION 8%
- CONTACT 2%
- MISSING 0.1%
- WRECKED/STRANDED



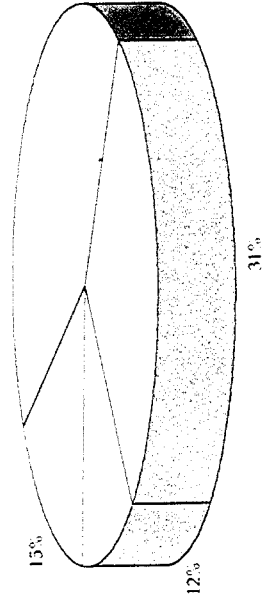
Wrecked/Stranded

- OBULK DRY
- OCRUDE OIL TANKER
- OGENERAL CARGO
- OOTHER

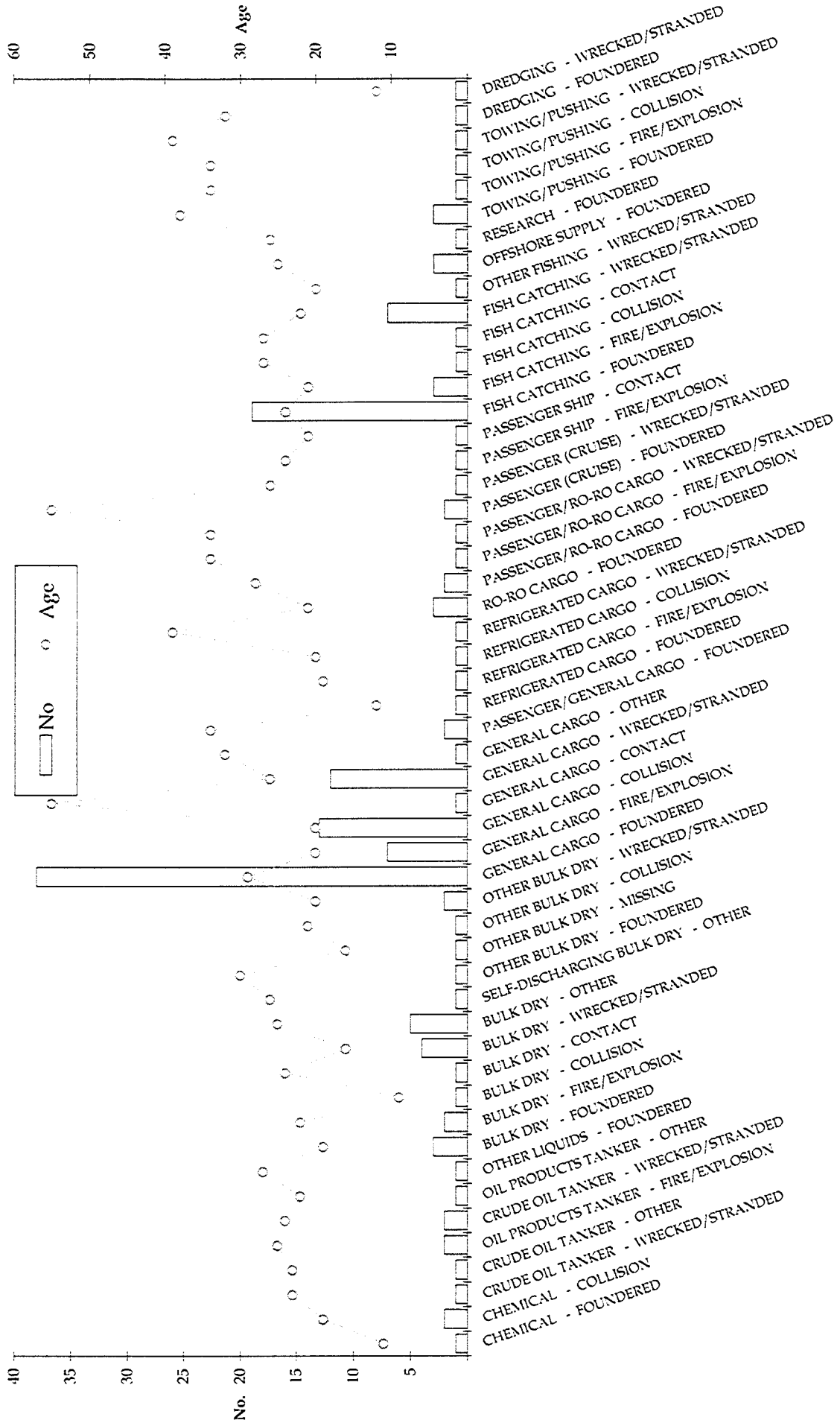


Fire/Explosion

- OGENERAL CARGO
- OBULK DRY
- OCRUDE OIL TANKER
- OOTHER



Number of Ships Lost by Incident, Shiptype and Age Profile



Incident Type and Shiptype Category

TABLE 3B TOTAL LOSSES - BY SHIPTYPE CATEGORY AND INITIAL INCIDENT TYPE

2000

SHIPTYPE CATEGORY	INITIAL INCIDENT	TOTAL LOSSES				ATL				CTL			
		No.	GT	Dwt	Age	No.	GT	Dwt	Age	No.	GT	Dwt	Age
CHEMICAL	FOUNDERS	1	4 189	7 308	11	1	4 189	7 308	11
	COLLISION	2	1 693	3 077	19	2	1 693	3 077	19
CRUDE OIL TANKER	WRECKED/STRANDED	1	47 525	92 145	23	1	47 525	92 145	23
	OTHER	1	66 942	132 478	23	1	66 942	132 478	23
OIL PRODUCTS TANKER	FIRE/EXPLOSION	2	6 509	9 996	25	2	6 509	9 996	25
	WRECKED/STRANDED	2	28 673	47 455	24	1	10 796	16 439	22	1	17 877	31 016	25
	OTHER	1	17 132	32 135	22	1	17 132	32 135	22
OTHER LIQUIDS	FOUNDERS	1	1 202	1 989	27	1	1 202	1 989	27
BULK DRY	FOUNDERS	3	135 802	239 090	19	3	135 802	239 090	19
	FIRE/EXPLOSION	2	24 629	40 212	22	2	24 629	40 212	22
	COLLISION	1	23 277	42 258	9	1	23 277	42 258	9
	CONTACT	1	14 873	26 541	24	1	14 873	26 541	24
	WRECKED/STRANDED	4	104 056	177 116	16	4	104 056	177 116	16
OTHER	5	57 402	95 040	25	5	57 402	95 040	25	
SELF-DISCHARGING BULK DRY	OTHER	1	19 473	35 264	26	1	19 473	35 264	26
OTHER BULK DRY	FOUNDERS	1	947	1 717	30	1	947	1 717	30
	MISSING	1	4 010	6 275	16	1	4 010	6 275	16
	COLLISION	1	199	450	21	1	199	450	21
	WRECKED/STRANDED	2	9 808	15 453	20	2	9 808	15 453	20
GENERAL CARGO	FOUNDERS	38	86 943	131 702	29	37	81 009	122 953	29	1	5 934	8 749	16
	FIRE/EXPLOSION	7	33 259	50 310	20	6	24 107	35 599	21	1	9 152	14 711	18
	COLLISION	13	48 522	73 289	20	12	46 027	69 716	20	1	2 495	3 573	19
	CONTACT	1	548	548	55	1	548	548	55
	WRECKED/STRANDED	12	33 373	51 655	26	11	31 777	47 945	24	1	1 596	3 710	39
	OTHER	1	1 834	2 866	32	1	1 834	2 866	32
PASSENGER/GENERAL CARGO	FOUNDERS	2	1 269	409	34	2	1 269	409	34
REFRIGERATED CARGO	FOUNDERS	1	4 160	4 845	12	1	4 160	4 845	12
	FIRE/EXPLOSION	1	9 715	10 452	19	1	9 715	10 452	19
	COLLISION	1	1 130	1 423	20	1	1 130	1 423	20
	WRECKED/STRANDED	1	1 415	1 706	39	1	1 415	1 706	39
RO-RO CARGO	FOUNDERS	3	16 696	7 258	21	3	16 696	7 258	21
PASSENGER/RO-RO CARGO	FOUNDERS	2	1 019	648	28	2	1 019	648	28
	FIRE/EXPLOSION	1	4 178	722	34	1	4 178	722	34
	WRECKED/STRANDED	1	4 555	1 099	34	1	4 555	1 099	34
PASSENGER (CRUISE)	FOUNDERS	2	45 356	9 935	55	2	45 356	9 935	55
	WRECKED/STRANDED	1	3 724	732	26	1	3 724	732	26
PASSENGER SHIP	FIRE/EXPLOSION	1	142	142	24	1	142	142	24
	CONTACT	1	260	239	21	1	260	239	21
FISH CATCHING	FOUNDERS	19	4 752	4 505	24	19	4 752	4 505	24
	FIRE/EXPLOSION	3	1 153	1 153	21	3	1 153	1 153	21
	COLLISION	1	449	498	27	1	449	498	27
	CONTACT	1	877	877	27	1	877	877	27
	WRECKED/STRANDED	7	1 907	1 201	22	6	1 799	1 093	23	1	108	108	14
OTHER FISHING	WRECKED/STRANDED	1	12 703	9 606	20	1	12 703	9 606	20
OFFSHORE SUPPLY	FOUNDERS	3	1 038	1 660	25	3	1 038	1 660	25
RESEARCH	FOUNDERS	1	1 886	2 997	26	1	1 886	2 997	26
TOWING/PUSHING	FOUNDERS	3	453	409	38	3	453	409	38
	FIRE/EXPLOSION	1	377	377	34	1	377	377	34
	COLLISION	1	122	122	34	1	122	122	34
	WRECKED/STRANDED	1	236	236	39	1	236	236	39
DREDGING	FOUNDERS	1	147	183	32	1	147	183	32
	WRECKED/STRANDED	1	497	1 358	12	1	497	1 358	12

TABLE 4 TOTAL LOSSES AND DISPOSALS - BY SHIPTYPE CATEGORY

2000

SHIPTYPE CATEGORY	TOTAL LOSSES				ATL				CTL				DISPOSALS			
	No.	GT	Dwt	Age	No.	GT	Dwt	Age	No.	GT	Dwt	Age	No.	GT	Dwt	Age
LPG TANKER	7	47 171	57 417	31
CHEMICAL	3	5 882	10 385	16	3	5 882	10 385	16	17	184 542	312 553	27
CRUDE OIL TANKER	2	114 467	224 623	23	2	114 467	224 623	23	60	5 334 947	10 774 832	25
OIL PRODUCTS TANKER	5	52 314	89 586	24	3	17 305	26 435	24	2	35 009	63 151	24	70	1 165 869	2 056 449	28
OTHER LIQUIDS	1	1 202	1 989	27	1	1 202	1 989	27	3	18 335	31 881	37
BULK DRY	16	360 039	620 257	20	10	287 764	498 676	18	6	72 275	121 581	25	103	2 200 852	3 754 707	27
BULK DRY/OIL	8	529 368	888 357	24
SELF-DISCHARGING BULK DRY	1	19 473	35 264	26	1	19 473	35 264	26
OTHER BULK DRY	5	14 964	23 895	21	5	14 964	23 895	21	9	86 787	155 304	31
GENERAL CARGO	72	204 479	310 370	26	68	185 302	279 627	27	4	19 177	30 743	23	222	1 682 142	2 347 563	27
PASSENGER/GENERAL CARGO	2	1 269	409	34	2	1 269	409	34	3	9 792	5 615	33
CONTAINER	15	282 572	280 834	26
REFRIGERATED CARGO	4	16 420	18 426	23	3	6 705	7 974	24	1	9 715	10 452	19	16	146 336	141 852	26
RO-RO CARGO	3	16 696	7 258	21	3	16 696	7 258	21	28	369 781	227 729	25
PASSENGER/RO-RO CARGO	4	9 752	2 469	31	4	9 752	2 469	31	9	45 346	14 014	29
PASSENGER (CRUISE)	3	49 080	10 667	45	3	49 080	10 667	45	2	8 586	1 624	45
PASSENGER SHIP	2	402	381	23	2	402	381	23	4	1 658	1 374	33
OTHER DRY CARGO	4	12 301	10 705	33
TOTALS	123	866 439	1 355 979	25	108	615 796	905 429	26	15	250 643	450 550	23	580	12 126 385	21 062 810	27
FISH CATCHING	31	9 138	..	23	30	9 030	..	24	1	108	..	14	114	84 974	..	24
OTHER FISHING	1	12 703	..	20	1	12 703	..	20	11	67 772	..	27
OFFSHORE SUPPLY	3	1 038	..	25	3	1 038	..	25
RESEARCH	1	1 886	..	26	1	1 886	..	26	5	28 653	..	25
TOWING/PUSHING	6	1 188	..	37	6	1 188	..	37	8	3 015	..	35
DREDGING	2	644	..	22	2	644	..	22	2	1 670	..	40
OTHER ACTIVITIES	11	19 537	..	33
TOTALS	44	26 597	..	25	43	26 489	..	25	1	108	..	14	151	205 621	..	25
GRAND TOTALS	167	893 036	..	25	151	642 285	..	26	16	250 751	..	23	731	12 332 006	..	27

TABLE 5A TOTAL LOSSES AND DISPOSALS - BY SHIPTYPE CATEGORY AND DEADWEIGHT RANGE, CARGO CARRYING SHIPS

2000

SHIPTYPE CATEGORY	DEADWEIGHT	TOTALS				ATL				CTL				DISPOSALS			
		No.	GT	Dwt	Age	No.	GT	Dwt	Age	No.	GT	Dwt	Age	No.	GT	Dwt	Age
LPG TANKER	1 000 - 1 999	2	2 809	2 421	32
	2 000 - 2 999	2	3 706	4 969	31
	5 000 - 5 999	2	9 402	11 099	31
	35 000 - 39 999	1	31 254	38 928	29
CHEMICAL	499 or less	2	368	568	28
	500 - 999	1	696	815	32	1	696	815	32	2	517	1 336	30
	1 000 - 1 999	1	1 314	1 463	30
	2 000 - 2 999	1	997	2 262	6	1	997	2 262	6	1	1 439	2 218	38
	7 000 - 7 999	1	4 189	7 308	11	1	4 189	7 308	11	1	4 717	7 889	26
	9 000 - 9 999	2	13 399	19 477	25
	15 000 - 19 999	1	11 659	16 529	21
	20 000 - 24 999	3	43 866	70 820	30
	25 000 - 29 999	2	33 869	58 518	27
	60 000 - 69 999	2	73 394	133 335	21
CRUDE OIL TANKER	20 000 - 24 999	1	13 158	22 239	26
	25 000 - 29 999	1	16 019	25 997	35
	30 000 - 34 999	1	19 113	32 045	27
	35 000 - 39 999	1	20 093	36 981	24
	45 000 - 49 999	1	25 747	47 534	26
	50 000 - 59 999	1	29 780	52 800	40
	60 000 - 69 999	1	37 083	66 060	26
	80 000 - 89 999	6	277 926	508 370	26
	90 000 - 99 999	1	47 525	92 145	23	1	47 525	92 145	23	5	251 584	471 446	24
	100 000 - 124 999	7	430 950	833 090	25
	125 000 - 149 999	1	66 942	132 478	23	1	66 942	132 478	23	9	616 962	1 206 649	24
	150 000 - 174 999	1	75 215	155 106	25
	225 000 - 249 999	3	359 500	713 455	25
	250 000 - 274 999	9	1 170 626	2 430 511	26
	275 000 - 299 999	7	952 389	1 970 948	25
	325 000 - 349 999	2	317 676	671 550	25
	350 000 - 374 999	2	346 781	734 319	25
	375 000 - 399 999	1	185 398	392 798	25
	400 000 - 424 999	1	188 947	402 934	22
	OIL PRODUCTS TANKER	499 or less	3	583	1 272
500 - 999		1	406	650	34
1 000 - 1 999		1	1 058	1 630	32	1	1 058	1 630	32	3	2 207	3 760	40
2 000 - 2 999		1	990	2 000	31
8 000 - 8 999		1	5 451	8 366	17	1	5 451	8 366	17
10 000 - 14 999		4	30 164	51 335	25
15 000 - 19 999		1	10 796	16 439	22	1	10 796	16 439	22	3	32 048	52 745	35
20 000 - 24 999		13	174 017	293 924	28
25 000 - 29 999		18	300 938	508 457	27
30 000 - 34 999		2	35 009	63 151	24	2	35 009	63 151	24	12	209 476	377 469	32
35 000 - 39 999		6	131 766	228 914	26
50 000 - 59 999		1	30 605	56 048	24
60 000 - 69 999		1	37 016	66 660	26
80 000 - 89 999		2	94 698	177 551	25
90 000 - 99 999	1	49 851	96 455	25	
125 000 - 149 999	1	71 107	139 209	24	

TABLE 5A TOTAL LOSSES AND DISPOSALS - BY SHIPTYPE CATEGORY AND DEADWEIGHT RANGE, CARGO CARRYING SHIPS

2000

SHIPTYPE CATEGORY	DEADWEIGHT	TOTALS				ATL				CTL				DISPOSALS				
		No.	GT	Dwt	Age	No.	GT	Dwt	Age	No.	GT	Dwt	Age	No.	GT	Dwt	Age	
OTHER LIQUIDS	499 or less	2	380	586	42	
	1 000 - 1 999	1	1 202	1 989	27	1	1 202	1 989	27	
	30 000 - 34 999	1	17 955	31 295	27	
BULK DRY	5 000 - 5 999	1	3 923	5 735	30	
	10 000 - 14 999	1	7 166	12 126	28	1	7 166	12 126	28	4	33 743	50 611	27	
	15 000 - 19 999	3	29 237	49 973	23	1	10 932	17 666	23	2	18 305	32 307	24	17	188 810	311 695	26	
	20 000 - 24 999	3	45 156	70 939	22	2	29 735	46 831	21	1	15 421	24 108	24	8	106 114	174 923	30	
	25 000 - 29 999	3	48 108	81 494	19	1	16 725	28 454	9	2	31 383	53 040	24	25	410 308	680 228	27	
	30 000 - 34 999	1	20 122	33 037	18	1	20 122	33 037	18	13	263 867	440 650	27	
	35 000 - 39 999	8	171 870	292 696	27	
	40 000 - 44 999	1	23 277	42 258	9	1	23 277	42 258	9	4	99 817	167 561	29	
	45 000 - 49 999	1	25 906	45 204	30	
	50 000 - 59 999	1	31 661	52 450	17	1	31 661	52 450	17	11	345 376	588 167	25	
	60 000 - 69 999	1	38 975	62 322	23	1	38 975	62 322	23	4	145 138	261 789	27	
	70 000 - 79 999	1	39 632	71 927	17	1	39 632	71 927	17	1	40 284	73 703	23	
	90 000 - 99 999	1	52 740	92 500	31	
	100 000 - 124 999	5	312 956	569 245	23	
125 000 - 149 999	1	76 705	143 731	17	1	76 705	143 731	17		
BULK DRY/OIL	70 000 - 79 999	1	42 519	78 130	27	
	90 000 - 99 999	2	124 471	190 462	24	
	100 000 - 124 999	3	187 572	332 178	24	
	125 000 - 149 999	1	89 421	129 017	17	
	150 000 - 174 999	1	85 388	158 570	25	
SELF-DISCHARGING BULK DRY	35 000 - 39 999	1	19 473	35 264	26	1	19 473	35 264	26		
OTHER BULK DRY	499 or less	1	199	450	21	1	199	450	21	2	389	753	32	
	500 - 999	1	720	870	35	
	1 000 - 1 999	1	947	1 717	30	1	947	1 717	30	2	1 104	2 397	20	
	6 000 - 6 999	2	7 891	12 546	19	2	7 891	12 546	19	
	9 000 - 9 999	1	5 927	9 182	18	1	5 927	9 182	18	
	15 000 - 19 999	1	11 133	18 674	40
	30 000 - 34 999	1	12 127	31 262	40	
	45 000 - 49 999	1	36 785	46 599	26	
	50 000 - 59 999	1	24 529	54 749	33	
	GENERAL CARGO	499 or less	5	1 239	1 791	36	5	1 239	1 791	36	11	2 137	2 983	34
500 - 999		5	2 440	3 394	41	5	2 440	3 394	41	5	2 085	3 449	35	
1 000 - 1 999		15	13 810	21 069	29	15	13 810	21 069	29	8	9 336	12 807	30	
2 000 - 2 999		8	14 454	19 946	28	8	14 454	19 946	28	10	19 371	25 850	34	
3 000 - 3 999		10	23 659	35 298	24	8	19 568	28 015	23	2	4 091	7 283	29	13	30 851	44 701	32	
4 000 - 4 999		2	6 349	9 439	21	2	6 349	9 439	21	16	53 279	73 494	28	
5 000 - 5 999		5	17 087	26 854	25	5	17 087	26 854	25	3	15 772	17 268	28	
6 000 - 6 999		8	32 505	50 438	20	8	32 505	50 438	20	9	43 705	57 050	31	
7 000 - 7 999		4	20 190	29 751	19	4	20 190	29 751	19	10	61 788	74 898	26	
8 000 - 8 999		5	28 514	43 038	22	4	22 580	34 289	23	1	5 934	8 749	16	14	83 223	120 397	23	
9 000 - 9 999		4	24 682	38 356	27	
10 000 - 14 999		4	31 454	50 851	18	3	22 302	36 140	18	1	9 152	14 711	18	53	522 630	688 744	26	
15 000 - 19 999		1	12 778	18 501	21	1	12 778	18 501	21	50	568 117	812 430	25	
20 000 - 24 999		14	208 577	312 426	24	
25 000 - 29 999		1	14 959	29 486	29	
30 000 - 34 999		1	21 630	33 224	29	

TABLE 5A TOTAL LOSSES AND DISPOSALS - BY SHIPTYPE CATEGORY AND DEADWEIGHT RANGE, CARGO CARRYING SHIPS

2000

SHIPTYPE CATEGORY	DEADWEIGHT	TOTALS				ATL				CTL				DISPOSALS			
		No.	GT	Dwt	Age	No.	GT	Dwt	Age	No.	GT	Dwt	Age	No.	GT	Dwt	Age
PASSENGER/GENERAL CARGO	499 or less	2	1 269	409	34	2	1 269	409	34
	1 000 - 1 999	1	1 998	1 453	30
	2 000 - 2 999	2	7 794	4 162	35
CONTAINER	4 000 - 4 999	1	2 999	4 119	30
	6 000 - 6 999	4	25 667	26 006	26	
	10 000 - 14 999	1	9 690	13 140	22	
	15 000 - 19 999	3	42 843	47 291	27	
	20 000 - 24 999	3	62 334	69 826	27	
	25 000 - 29 999	1	24 415	25 297	26	
45 000 - 49 999	2	114 624	95 155	28		
REFRIGERATED CARGO	1 000 - 1 999	2	2 545	3 129	30	2	2 545	3 129	30
	3 000 - 3 999	1	2 453	3 237	27
	4 000 - 4 999	1	4 160	4 845	12	1	4 160	4 845	12
	5 000 - 5 999	2	12 329	10 827	27
	6 000 - 6 999	1	8 769	6 227	29
	7 000 - 7 999	3	22 834	22 578	24
	8 000 - 8 999	1	10 471	8 360	24
	9 000 - 9 999	2	16 601	19 378	24
	10 000 - 14 999	1	9 715	10 452	19	1	9 715	10 452	19	5	58 367	55 535	26
	15 000 - 19 999	1	14 512	15 710	28
RO-RO CARGO	499 or less	2	658	516	20	2	658	516	20
	1 000 - 1 999	3	10 551	5 612	23
	2 000 - 2 999	2	8 650	4 604	24
	3 000 - 3 999	3	14 407	10 473	29
	4 000 - 4 999	4	28 420	17 633	25
	5 000 - 5 999	4	42 342	23 249	25
	6 000 - 6 999	1	16 038	6 742	23	1	16 038	6 742	23	2	13 882	13 008	27
	8 000 - 8 999	1	22 293	8 870	27
	9 000 - 9 999	1	25 944	9 485	26
	10 000 - 14 999	3	97 503	37 156	22
	15 000 - 19 999	3	69 227	53 109	25
	20 000 - 24 999	2	36 562	44 530	24
PASSENGER/RO-RO CARGO	499 or less	2	1 019	648	28	2	1 019	648	28	2	1 672	361	19
	500 - 999	1	4 178	722	34	1	4 178	722	34	1	3 783	810	38
	1 000 - 1 999	1	4 555	1 099	34	1	4 555	1 099	34	3	20 475	5 535	36
	2 000 - 2 999	3	19 416	7 308	27
PASSENGER (CRUISE)	500 - 999	1	3 724	732	26	1	3 724	732	26	2	8 586	1 624	45
	4 000 - 4 999	1	24 346	4 264	68	1	24 346	4 264	68
	5 000 - 5 999	1	21 010	5 671	42	1	21 010	5 671	42
PASSENGER SHIP	499 or less	2	402	381	23	2	402	381	23	2	367	83	25
	500 - 999	2	1 291	1 291	40
OTHER DRY CARGO	500 - 999	1	1 466	836	35
	1 000 - 1 999	1	1 870	1 933	40
	2 000 - 2 999	1	4 776	2 946	30
	4 000 - 4 999	1	4 189	4 990	27

TABLE 5A TOTAL LOSSES AND DISPOSALS - BY SHIPTYPE CATEGORY AND DEADWEIGHT RANGE, CARGO CARRYING SHIPS

2000

SHIPTYPE CATEGORY	DEADWEIGHT	TOTALS				ATL				CTL				DISPOSALS			
		No.	GT	Dwt	Age	No.	GT	Dwt	Age	No.	GT	Dwt	Age	No.	GT	Dwt	Age
LPG TANKER	1 000 - 1 999	2	2 809	2 421	32
	2 000 - 2 999	2	3 706	4 969	31
	5 000 - 5 999	2	9 402	11 099	31
	35 000 - 39 999	1	31 254	38 928	29
CHEMICAL	499 or less	2	368	568	28
	500 - 999	1	696	815	32	1	696	815	32	2	517	1 336	28
	1 000 - 1 999	1	1 314	1 863	30
	2 000 - 2 999	1	997	2 262	6	1	997	2 262	6	1	1 439	2 218	38
	7 000 - 7 999	1	4 189	7 308	11	1	4 189	7 308	11	1	4 717	7 889	26
	9 000 - 9 999	2	13 399	19 477	25
	15 000 - 19 999	1	11 659	16 529	21
	20 000 - 24 999	3	43 866	70 820	30
	25 000 - 29 999	2	33 869	58 518	27
	60 000 - 69 999	2	73 394	133 335	21
CRUDE OIL TANKER	20 000 - 24 999	1	13 158	22 239	26
	25 000 - 29 999	1	16 019	25 997	35
	30 000 - 34 999	1	19 113	32 045	27
	35 000 - 39 999	1	20 093	36 981	24
	45 000 - 49 999	1	25 747	47 534	26
	50 000 - 59 999	1	29 780	52 800	40
	60 000 - 69 999	1	37 083	66 060	26
	80 000 - 89 999	6	277 926	508 370	26
	90 000 - 99 999	1	47 525	92 145	23	1	47 525	92 145	23	5	251 584	471 446	24
	100 000 - 124 999	7	430 950	833 090	25
	125 000 - 149 999	1	66 942	132 478	23	1	66 942	132 478	23	9	616 962	1 206 649	24
	150 000 - 174 999	1	75 215	155 106	25
	225 000 - 249 999	3	359 500	713 455	25
	250 000 - 274 999	9	1 170 626	2 430 511	26
	275 000 - 299 999	7	952 389	1 970 948	25
	325 000 - 349 999	2	317 676	671 550	25
	350 000 - 374 999	2	346 781	734 319	25
	375 000 - 399 999	1	185 398	392 798	25
	400 000 - 424 999	1	188 947	402 934	22
	OIL PRODUCTS TANKER	499 or less	3	583	1 272
500 - 999		1	406	650	34
1 000 - 1 999		1	1 058	1 630	32	1	1 058	1 630	32	3	2 207	3 760	40
2 000 - 2 999		1	990	2 000	31
8 000 - 8 999		1	5 451	8 366	17	1	5 451	8 366	17
10 000 - 14 999		4	30 164	51 335	25
15 000 - 19 999		1	10 796	16 439	22	1	10 796	16 439	22	3	32 048	52 745	35
20 000 - 24 999		13	174 017	293 924	28
25 000 - 29 999		18	300 933	508 457	27
30 000 - 34 999		2	35 009	63 151	24	2	35 009	63 151	24	12	209 476	377 469	32
35 000 - 39 999		6	131 766	228 914	26
50 000 - 59 999		1	30 605	56 048	24
60 000 - 69 999		1	37 016	66 660	26
80 000 - 89 999	2	94 698	177 551	25	
90 000 - 99 999	1	49 851	96 455	25	
125 000 - 149 999	1	71 107	139 209	24	

TABLE 5A TOTAL LOSSES AND DISPOSALS - BY SHIPTYPE CATEGORY AND DEADWEIGHT RANGE, CARGO CARRYING SHIPS

2000

SHIPTYPE CATEGORY	DEADWEIGHT	TOTALS				ATL				CTL				DISPOSALS			
		No.	GT	Dwt	Age	No.	GT	Dwt	Age	No.	GT	Dwt	Age	No.	GT	Dwt	Age
OTHER LIQUIDS	499 or less	2	380	586	42
	1 000 - 1 999	1	1 202	1 989	27	1	1 202	1 989	27
	30 000 - 34 999	1	17 955	31 295	27
BULK DRY	5 000 - 5 999	1	3 923	5 735	30
	10 000 - 14 999	1	7 166	12 126	28	1	7 166	12 126	28	4	33 743	50 611	27
	15 000 - 19 999	3	29 237	49 973	23	1	10 932	17 666	23	2	18 305	32 307	24	17	188 810	311 695	26
	20 000 - 24 999	3	45 156	70 939	22	2	29 735	46 831	21	1	15 421	24 108	24	8	106 114	174 923	30
	25 000 - 29 999	3	48 108	81 494	19	1	16 725	28 454	9	2	31 383	53 040	24	25	410 308	680 228	27
	30 000 - 34 999	1	20 122	33 037	18	1	20 122	33 037	18	13	263 867	440 650	27
	35 000 - 39 999	8	171 870	292 696	27
	40 000 - 44 999	1	23 277	42 258	9	1	23 277	42 258	9	4	99 817	167 561	29
	45 000 - 49 999	1	25 906	45 204	30
	50 000 - 59 999	1	31 661	52 450	17	1	31 661	52 450	17	11	345 376	588 167	25
	60 000 - 69 999	1	38 975	62 322	23	1	38 975	62 322	23	4	145 138	261 789	27
	70 000 - 79 999	1	39 632	71 927	17	1	39 632	71 927	17	1	40 284	73 703	23
	90 000 - 99 999	1	52 740	92 500	31
	100 000 - 124 999	5	312 956	569 245	23
	125 000 - 149 999	1	76 705	143 731	17	1	76 705	143 731	17
BULK DRY/OIL	70 000 - 79 999	1	42 519	78 130	27
	90 000 - 99 999	2	124 471	190 462	24
	100 000 - 124 999	3	187 572	332 178	24
	125 000 - 149 999	1	89 421	129 017	17
150 000 - 174 999	1	85 385	158 570	25	
SELF-DISCHARGING BULK DRY	35 000 - 39 999	1	19 473	35 264	26	1	19 473	35 264	26
OTHER BULK DRY	499 or less	1	199	450	21	1	199	450	21	2	389	753	32
	500 - 999	1	720	870	35
	1 000 - 1 999	1	947	1 717	30	1	947	1 717	30	2	1 104	2 397	20
	6 000 - 6 999	2	7 891	12 546	19	2	7 891	12 546	19
	9 000 - 9 999	1	5 927	9 182	18	1	5 927	9 182	18
	15 000 - 19 999	1	11 133	18 674	40
	30 000 - 34 999	1	12 127	31 262	40
	45 000 - 49 999	1	36 785	46 599	26
	50 000 - 59 999	1	24 529	54 749	33
GENERAL CARGO	499 or less	5	1 239	1 791	36	5	1 239	1 791	36	11	2 137	2 983	34
	500 - 999	5	2 440	3 394	41	5	2 440	3 394	41	5	2 085	3 449	35
	1 000 - 1 999	15	13 810	21 069	29	15	13 810	21 069	29	8	9 336	12 807	30
	2 000 - 2 999	8	14 454	19 946	28	8	14 454	19 946	28	10	19 371	25 850	34
	3 000 - 3 999	10	23 659	35 298	24	8	19 568	28 075	23	2	4 091	7 283	29	13	30 851	44 701	32
	4 000 - 4 999	2	6 349	9 439	21	2	6 349	9 439	21	16	53 279	73 494	28
	5 000 - 5 999	5	17 087	26 854	25	5	17 087	26 854	25	3	15 772	17 268	28
	6 000 - 6 999	8	32 505	50 438	20	8	32 505	50 438	20	9	43 705	57 050	31
	7 000 - 7 999	4	20 190	29 751	19	4	20 190	29 751	19	10	61 788	74 898	26
	8 000 - 8 999	5	28 514	43 038	22	4	22 580	34 289	23	1	5 934	8 749	16	14	83 223	120 397	23
	9 000 - 9 999	4	24 682	38 356	27
	10 000 - 14 999	4	31 454	50 851	18	3	22 302	36 140	18	1	9 152	14 711	18	53	522 630	688 744	26
	15 000 - 19 999	1	12 778	18 501	21	1	12 778	18 501	21	50	568 117	812 430	25
	20 000 - 24 999	14	208 577	312 426	24
	25 000 - 29 999	1	14 959	29 486	29
	30 000 - 34 999	1	21 630	33 224	29

TABLE 5A TOTAL LOSSES AND DISPOSALS - BY SHIPTYPE CATEGORY AND DEADWEIGHT RANGE, CARGO CARRYING SHIPS																	
SHIPTYPE CATEGORY	DEADWEIGHT	TOTALS				ATL				CTL				DISPOSALS			
		No.	GT	Dwt	Age	No.	GT	Dwt	Age	No.	GT	Dwt	Age	No.	GT	Dwt	Age
PASSENGER/GENERAL CARGO	499 or less	2	1 269	409	34	2	1 269	409	34
	1 000 - 1 999	1	1 998	1 453	30
	2 000 - 2 999	2	7 794	4 162	35
CONTAINER	4 000 - 4 999	1	2 999	4 719	30
	6 000 - 6 999	4	25 667	26 006	26
	10 000 - 14 999	1	9 690	13 140	22
	15 000 - 19 999	3	42 843	47 291	27
	20 000 - 24 999	3	62 334	69 826	27
	25 000 - 29 999	1	24 415	25 297	26
45 000 - 49 999	2	114 624	95 155	28	
REFRIGERATED CARGO	1 000 - 1 999	2	2 545	3 129	30	2	2 545	3 129	30
	3 000 - 3 999	1	2 453	3 237	27
	4 000 - 4 999	1	4 160	4 845	12	1	4 160	4 845	12
	5 000 - 5 999	2	12 329	10 827	27
	6 000 - 6 999	1	8 769	6 227	29
	7 000 - 7 999	3	22 834	22 578	24
	8 000 - 8 999	1	10 471	8 360	24
	9 000 - 9 999	2	16 601	19 378	24
	10 000 - 14 999	1	9 715	10 452	19	1	9 715	10 452	19	5	58 367	55 535	26
	15 000 - 19 999	1	14 512	15 710	28
RO-RO CARGO	499 or less	2	658	516	20	2	658	516	20
	1 000 - 1 999	3	10 551	5 612	23
	2 000 - 2 999	2	8 680	4 604	24
	3 000 - 3 999	3	14 407	10 473	29
	4 000 - 4 999	4	28 420	17 633	25
	5 000 - 5 999	4	42 342	23 249	25
	6 000 - 6 999	1	16 038	6 742	23	1	16 038	6 742	23	2	13 882	13 008	27
	8 000 - 8 999	1	22 293	8 870	27
	9 000 - 9 999	1	25 944	9 485	26
	10 000 - 14 999	3	97 503	37 156	22
	15 000 - 19 999	3	69 227	53 109	25
20 000 - 24 999	2	36 562	44 530	24	
PASSENGER/RO-RO CARGO	499 or less	2	1 019	648	28	2	1 019	648	28	2	1 672	361	19
	500 - 999	1	4 178	722	34	1	4 178	722	34	1	3 783	810	38
	1 000 - 1 999	1	4 555	1 099	34	1	4 555	1 099	34	3	20 475	5 535	36
	2 000 - 2 999	3	19 416	7 308	27
PASSENGER (CRUISE)	500 - 999	1	3 724	732	26	1	3 724	732	26	2	8 586	1 624	45
	4 000 - 4 999	1	24 346	4 264	68	1	24 346	4 264	68
	5 000 - 5 999	1	21 010	5 671	42	1	21 010	5 671	42
PASSENGER SHIP	499 or less	2	402	381	23	2	402	381	23	2	367	83	25
	500 - 999	2	1 291	1 291	40
OTHER DRY CARGO	500 - 999	1	1 466	836	35
	1 000 - 1 999	1	1 870	1 933	40
	2 000 - 2 999	1	4 776	2 946	30
	4 000 - 4 999	1	4 189	4 990	27

TABLE 6A TOTAL LOSSES - BY REGISTRATION

2000

REGISTRATION	1995			1996			1997			1998			1999			2000		
	No.	GT	Age	No.	GT	Age	No.	GT	Age	No.	GT	Age	No.	GT	Age	No.	GT	Age
AUSTRALIA	2	22 090	17
BAHAMAS	6	36 694	20	3	24 601	22	4	15 034	15	3	24 361	24	5	60 270	27	1	1 259	24
BRAZIL	1	22 972	17	1	30 379	38	1	232	12
CANADA	2	24 298	39	1	105	7	1	472	35	2	205	11	2	1 113	33
CHINA	2	12 602	18	9	57 972	20	5	22 600	15	2	22 959	13	3	35 268	24	3	14 032	20
CHINA (TAIWAN)	1	3 518	21	2	7 484	26	3	8 899	13	2	3 945	22	1	3 972	20	2	6 991	17
CYPRUS	4	161 358	16	9	177 380	20	9	200 114	25	8	93 827	21	9	148 305	23	6	87 917	21
DENMARK	2	385	48
DENMARK (DIS)	2	2 125	18	2	2 244	27	2	1 802	29
FRANCE	1	625	19	4	818	39	3	1 420	21	3	2 065	21	1	268	24
GERMANY	3	2 233	36	2	3 443	29	1	8 633	1	1	2 122	17
GREECE	3	5 265	32	10	64 791	28	5	18 805	30	2	22 364	26	4	7 014	38	5	6 347	37
HONDURAS	12	16 293	26	13	17 170	34	10	8 719	29	9	10 678	34	5	8 238	30	3	3 431	34
HONG KONG, CHINA	1	15 865	3	2	96 850	13	1	16 725	9
INDIA	6	7 406	18	3	33 615	23	3	52 442	20	4	7 465	21	1	4 356	22
INDONESIA	10	21 129	18	2	598	20	4	11 668	20	6	11 156	21	4	9 439	22	5	45 631	25
ITALY	2	2 188	30	3	596	12	2	7 691	23	1	4 189	11
JAPAN	22	9 163	13	11	5 303	9	16	8 135	14	14	2 781	15	7	3 186	16	4	1 354	17
KOREA (SOUTH)	7	6 530	24	1	1 574	25	5	7 286	23	5	11 086	14	3	6 509	14	4	7 877	18
LIBERIA	4	211 832	16	2	55 828	6	6	76 764	25	2	150 459	28	5	46 031	23
MALAYSIA	2	8 238	16	2	11 779	23	3	5 500	28	1	3 007	16	1	2 818	17	1	5 577	22
MALTA	5	107 149	22	7	102 894	24	5	80 619	23	9	115 898	22	7	76 761	22	5	152 981	23
NETHERLANDS	3	3 111	19	1	344	16
NORWAY	6	3 505	24	1	163	29	3	1 606	36	3	2 584	29	5	2 938	33	2	614	47
NORWAY (NIS)	1	419	28	1	3 559	26	2	6 114	24	1	1 900	31
PANAMA	24	145 232	24	29	202 427	22	13	123 002	22	27	177 555	24	23	257 684	21	17	223 631	28
PERU	3	1 044	23	1	274	7	1	176	29	1	268	8
PHILIPPINES	4	2 098	22	3	5 498	20	1	4 996	17	2	52 967	19	5	45 688	20	5	2 018	24
POLAND	1	107	20
RUSSIA	17	27 567	25	14	31 926	17	5	14 337	14	11	10 009	24	5	1 995	26	11	23 852	26
SAINT VINCENT	6	15 768	24	7	32 486	24	12	202 158	28	14	118 498	25	11	56 161	27	14	88 252	26
SINGAPORE	3	1 892	8	1	8 471	19	1	2 225	25	4	12 185	18	1	247	9	2	29 129	17
SPAIN	9	3 110	21	10	5 255	22	4	1 503	29	7	6 480	25	8	2 314	26	1	360	25
SWEDEN	2	426	35	1	190	30
TURKEY	5	3 926	34	6	35 639	23	11	120 744	38	7	24 305	44	6	25 399	36	5	15 236	22
UNITED KINGDOM	2	534	26	2	661	38	1	869	34	8	26 010	22	7	1 117	24	9	14 309	25
UNITED STATES OF AMERICA	16	4 022	19	20	18 789	26	16	78 366	23	9	4 131	21	12	1 968	28	8	1 605	22
OTHER FLAG STATES	56	113 083	30	75	232 232	26	61	147 733	28	77	177 434	30	58	200 586	28	40	88 337	27
TOTALS	252	1 000 213	23	255	1 163 090	24	210	1 252 602	25	253	1 057 464	26	199	1 123 404	26	167	893 036	25

TABLE 6B TOTAL LOSSES - BY NATIONALITY OF OWNER															2000			
NATIONALITY	1995			1996			1997			1998			1999			2000		
	No.	GT	Age	No.	GT	Age	No.	GT	Age	No.	GT	Age	No.	GT	Age	No.	GT	Age
ALBANIA	1	939	21
ANGOLA	1	6 871	34	1	304	15
ANTIGUA & BARBUDA	1	1 812	23	1	298	46	1	1 466	27	1	16 038	23
ARGENTINA	3	3 162	25	1	396	23	3	5 332	30
ARMENIA	1	304	39
AUSTRALIA	2	22 090	17	1	310	28
AUSTRIA	1	1 935	22	1	11 400	27
BAHAMAS	2	15 037	23
BAHRAIN	1	746	26
BANGLADESH	1	5 943	25	1	493	25
BARBADOS	1	200	31
BELGIUM	2	87 879	21	3	13 271	20	2	862	39	2	3 057	29	1	9 986	25
BELIZE	4	2 141	33	1	146	39	3	10 225	28	11	23 907	29	1	4 160	12
BRAZIL	1	30 379	38	1	232	12
BRUNEI	1	832	7
BULGARIA	1	496	15
CAMBODIA	1	9 387	27	2	4 574	30	1	1 850	26	1	1 998	17
CANADA	2	18 641	33	2	4 068	32	2	205	11	2	1 113	33
CHILE	1	481	21	1	197	36	2	913	28	1	436	33
CHINA	4	32 527	13	9	47 264	19	5	42 450	15	3	24 226	16	3	42 869	23	7	28 998	21
CHINA (TAIWAN)	5	9 905	19	4	36 787	25	3	13 833	14	2	7 084	18	4	36 909	23	4	23 890	19
COLOMBIA	1	1 557	24	1	447	31
CROATIA	2	269	49	2	4 313	37	2	624	48
CUBA	1	3 589	12	1	8 996	10
CYPRUS	2	3 737	23	1	9 511	58	2	3 216	37	3	4 462	29
DENMARK	2	3 070	16	5	20 510	28	2	2 244	27	3	3 759	24
DOMINICA	1	133	19	1	3 745	37
ECUADOR	2	2 489	30	1	298	27	1	3 745	37
EGYPT	1	9 359	17	1	625	46	2	3 906	24	1	1 286	37	2	6 123	22	1	4 325	39
ESTONIA	1	196	23	1	1 898	13	2	297	38
FAEROES	1	134	41	1	480	41
FIJI	1	490	29
FINLAND	1	174	34	1	202	33
FRANCE	3	599	36	2	825	22	1	102	11	1	61 153	20	1	268	24
GABON	1	490	34
GEORGIA	2	23 340	16	1	322	44	1	745	12
GERMANY	8	10 572	31	5	21 272	27	3	12 772	17	1	2 863	27	5	16 611	22	5	11 019	25
GHANA	1	346	28	2	1 502	34	3	585	31
GREECE	13	131 310	26	22	259 025	24	18	294 801	25	27	351 847	23	23	240 262	25	24	464 565	24
GRENADA	1	228	40
GUYANA	3	1 490	38	1	1 767	23	1	990	43
HAITI	1	988	32	2	771	30	1	263	45
HONDURAS	1	1 599	29	3	997	36	1	795	35	1	295	44	1	1 069	34
HONG KONG, CHINA	4	11 949	25	4	7 928	22	2	86 621	15	3	19 102	18	6	182 638	24
ICELAND	1	134	9	2	6 233	25
INDIA	6	7 406	18	6	60 440	19	2	42 735	19	6	15 385	24	2	17 443	22
INDONESIA	8	18 864	19	3	2 156	20	4	11 668	20	6	11 156	21	2	2 128	21	4	44 532	23
IRAN	1	743	23	3	9 478	27
IRISH REPUBLIC	3	390	54	3	2 312	23	1	1 486	14
ISRAEL	1	7 446	19
ITALY	2	2 188	30	5	32 389	18	4	15 366	28	2	20 844	27	1	19 666	24	1	4 189	11
JAMAICA	1	2 496	38
JAPAN	23	45 118	14	19	63 747	11	14	7 272	14	18	30 257	16	11	54 525	15	7	11 947	15
KOREA (NORTH)	1	6 676	16	1	9 451	29	1	9 162	30
KOREA (SOUTH)	12	178 189	21	5	19 775	22	8	12 959	23	8	23 186	16	7	18 712	16	5	12 948	16
LEBANON	1	399	34	2	1 896	31	1	5 850	22
LIBERIA	1	1 853	26	1	696	32

TABLE 6B TOTAL LOSSES - BY NATIONALITY OF OWNER

2000

NATIONALITY	1995			1996			1997			1998			1999			2000		
	No.	GT	Age	No.	GT	Age	No.	GT	Age	No.	GT	Age	No.	GT	Age	No.	GT	Age
LIBYA	1	3 148	26
LIECHTENSTEIN	1	246	18
LITHUANIA	2	6 337	28	1	230	43
MACAO, CHINA	1	751	18
MADAGASCAR	1	399	26
MALAYSIA	1	5 106	12	3	12 101	24	4	10 185	26	2	4 290	19	1	5 577	22
MALDIVE ISLANDS	1	1 766	33
MALTA	1	1 594	23	2	51 114	23	2	4 245	34
MAURITANIA	1	359	6
MAURITIUS	1	2 966	19	1	374	25
MONACO	1	3 923	24	1	4 998	21	1	12 216	22
MOROCCO	1	160	25
MOZAMBIQUE	2	3 466	33	1	353	22	1	194	33
NAMIBIA	1	173	32	1	363	34
NETHERLANDS	5	6 006	18	2	1 378	17	1	4 904	17	1	39 353	14	1	21 162	16
NEW ZEALAND	1	456	25
NIGERIA	1	2 299	30	1	881	23	4	4 006	30	1	1 415	39
NORWAY	9	110 002	22	1	165	29	5	9 185	28	7	27 083	25	10	45 562	30	3	2 514	42
PAKISTAN	1	8 023	18	2	72 472	24	1	16 639	26
PANAMA	4	6 256	26	7	13 924	25	4	10 555	22	4	27 010	26	4	15 915	26	2	4 861	36
PARAGUAY	1	1 905	51	1	459	40
PERU	3	1 044	23	1	274	7	1	176	29	1	268	8
PHILIPPINES	2	1 483	23	2	5 253	22	1	4 996	17	1	13 614	24	4	9 117	22	6	7 945	23
POLAND	1	107	20
PORTUGAL	2	1 478	21	7	146 872	21	1	187	9	1	2 937	20
ROMANIA	2	9 357	16	3	16 026	22	3	15 018	24	2	12 316	27
RUSSIA	14	19 130	24	13	31 736	18	5	14 337	14	11	10 009	24	6	12 112	25	11	23 852	26
SAINT KITTS-NEVIS	1	5 512	33
SAINT LUCIA	1	289	48
SAINT VINCENT	3	1 056	28	1	9 522	28	2	13 604	27	3	8 978	24
SAUDI ARABIA	1	4 911	34
SIERRA LEONE	2	1 365	30	1	300	34
SINGAPORE	7	21 110	17	2	8 813	24	2	11 949	26	6	29 110	20	2	30 687	23	4	32 163	22
SLOVENIA	1	12 117	22
SOUTH AFRICA	1	726	25	1	752	13	1	1 024	30
SPAIN	11	5 808	19	9	4 532	22	3	3 604	28	10	9 385	28	11	4 235	25	3	1 760	29
SRI LANKA	1	316	21
SWEDEN	2	426	35	1	190	30
SWITZERLAND	1	67 078	17	1	9 996	18	1	55 241	25	2	20 308	13
SYRIA	1	1 130	31	2	2 427	33	1	1 186	38	1	2 850	31	4	7 664	35	3	3 260	39
TANZANIA	1	120	32	1	154	11
THAILAND	2	7 435	22	1	1 597	28	5	22 813	25	1	3 908	30
TOGO	1	196	34
TRINIDAD & TOBAGO	1	1 336	26
TURKEY	4	3 427	33	7	36 701	25	13	149 748	36	6	23 811	44	6	29 477	36	4	14 676	22
UKRAINE	1	3 191	34	1	6 212	27	2	1 941	23	1	2 478	26	1	104	21
UNITED ARAB EMIRATES	2	4 251	29	4	10 179	30	2	43 079	26	5	41 019	25	2	38 783	29	4	23 067	26
UNITED KINGDOM	4	3 302	33	4	9 731	37	9	80 937	22	9	30 195	21	8	11 241	27	9	36 070	24
UNITED STATES OF AMERICA	19	23 901	18	17	15 390	23	17	87 801	23	14	7 787	26	9	1 549	31	12	29 869	28
URUGUAY	1	294	17	2	500	20	1	642	40
VENEZUELA	1	499	23	1	2 774	16	1	2 655	28
VIETNAM	5	11 445	17	1	166	8	1	1 442	18	2	3 086	15
YUGOSLAVIA	1	10 964	15
UNKNOWN	24	38 246	26	34	80 064	29	28	103 823	27	25	55 392	35	25	95 498	26	18	45 813	29
TOTALS	252	1 000 213	23	255	1 163 090	24	210	1 252 602	25	253	1 057 464	26	199	1 123 404	26	167	893 036	25

TABLE 6C TOTAL LOSSES - BY SHIPTYPE CATEGORY													2000					
SHIPTYPE CATEGORY	1995			1996			1997			1998			1999			2000		
	No.	GT	Age	No.	GT	Age	No.	GT	Age	No.	GT	Age	No.	GT	Age	No.	GT	Age
LPG TANKER	2	1 165	22	3	13 710	23	3	3 372	26	3	10 732	26	2	17 233	28
CHEMICAL	4	7 279	23	3	7 582	29	4	20 312	20	2	19 204	28	4	26 406	24	3	5 882	16
CRUDE OIL TANKER	1	144 567	5	2	142 912	21	3	206 898	20	1	30 379	38	1	43 417	23	2	114 467	23
OIL PRODUCTS TANKER	10	27 016	22	9	21 579	30	14	52 765	29	9	47 326	31	5	42 412	25	5	52 314	24
OTHER LIQUIDS	1	639	37	1	1 202	27
BULK DRY	9	336 640	17	16	383 640	21	14	355 192	21	28	394 649	23	14	310 880	23	16	360 039	20
BULK DRY/OIL	1	96 039	23	1	85 963	24	1	134 366	25
SELF-DISCHARGING BULK DRY	1	19 473	26
OTHER BULK DRY	9	14 092	22	7	15 725	24	1	36 571	10	5	14 964	21
GENERAL CARGO	96	244 552	25	107	336 813	25	91	298 175	26	103	399 697	26	92	356 876	26	72	204 479	26
PASSENGER/GENERAL CARGO	1	185	22	1	11 888	32	1	545	42	2	1 269	34
CONTAINER	6	93 862	16	3	103 942	17	3	34 404	17	3	24 583	24
REFRIGERATED CARGO	4	20 811	26	5	13 339	21	5	19 093	19	2	3 794	30	3	12 233	26	4	16 420	23
RO-RO CARGO	6	26 931	17	1	1 254	13	2	29 882	25	5	57 154	21	2	17 250	25	3	16 696	21
PASSENGER/RO-RO CARGO	1	4 841	39	6	16 816	23	3	9 715	29	7	21 857	34	2	6 350	40	4	9 752	31
PASSENGER (CRUISE)	1	2 204	34	2	39 149	52	1	676	71	2	34 185	37	3	49 080	45
PASSENGER SHIP	10	18 980	30	3	14 716	20	2	763	38	3	685	27	3	3 139	20	2	402	23
OTHER DRY CARGO	1	399	34	3	25 536	30	1	21 162	16
FISH CATCHING	76	41 043	22	58	28 197	21	50	18 573	22	65	24 338	22	47	15 012	25	31	9 138	23
OTHER FISHING	2	3 647	20	3	13 948	13	1	1 024	31	2	10 025	31	1	12 703	20
OFFSHORE SUPPLY	4	3 439	18	4	1 860	27	3	1 506	26	4	2 945	22	2	1 181	15	3	1 038	25
RESEARCH	1	198	29	2	652	25	1	710	20	1	196	32	1	1 886	26
TOWING/PUSHING	11	3 052	28	7	2 839	24	3	1 617	26	12	4 969	32	6	1 219	30	6	1 188	37
DREDGING	2	5 057	18	4	12 297	23	4	4 316	33	2	701	38	3	7 324	15	2	644	22
OTHER ACTIVITIES	1	280	12	4	1 721	30	1	114	26	2	2 930	29	1	745	12
TOTALS	252	1 000 213	23	255	1 163 090	24	210	1 252 602	25	253	1 057 464	26	199	1 123 404	26	167	893 036	25

TABLE 7A DISPOSALS - BY REGISTRATION

REGISTRATION	TOTALS			CARGO CARRYING SHIPS				SHIPS OF MISCELLANEOUS ACTIVITIES	
	No.	GT	Age	No.	GT	Dwt	Age	No.	GT
ALGERIA	3	9 083	31	3	9 083	11 470	31
BAHAMAS	23	649 833	26	23	649 833	1 172 719	26
BARBADOS	1	7 576	31	1	7 576	7 340	31
BELIZE	26	376 429	28	23	363 021	628 682	28	3	13 408
BERMUDA	4	447 257	26	4	447 257	856 768	26
BOLIVIA	6	75 469	25	5	62 766	98 660	26	1	12 703
BRAZIL	1	11 188	18	1	11 188	15 683	18
BULGARIA	5	31 883	29	5	31 883	37 803	29
CAMBODIA	12	140 278	30	12	140 278	218 851	30
CANADA	1	128	37	1	128
CHILE	2	12 806	31	1	11 492	15 071	22	1	1 314
CHINA	2	27 284	28	2	27 284	36 940	28
CHINA (TAIWAN)	2	28 304	25	2	28 304	31 528	25
CROATIA	2	13 923	30	2	13 923	17 916	30
CYPRUS	28	587 613	25	28	587 613	1 004 545	25
EGYPT	2	23 036	27	2	23 036	37 825	27
EQUATORIAL GUINEA	1	1 795	34	1	1 795	2 850	34
ESTONIA	3	8 142	23	3	8 142	7 732	23
FRENCH ANTARCTIC TERRITORY	1	138 589	24	1	138 589	279 938	24
GEORGIA	3	25 747	25	2	22 600	30 426	27	1	3 147
GHANA	2	302	33	2	302
GREECE	18	871 995	31	17	871 499	1 594 486	29	1	496
HONDURAS	8	91 989	30	8	91 989	171 463	30
HONG KONG, CHINA	2	40 518	26	2	40 518	44 615	26
INDIA	13	285 086	24	12	284 920	519 415	23	1	166
INDONESIA	4	56 409	25	4	56 409	77 282	25
IRAN	3	209 492	27	3	209 492	415 270	27
IRISH REPUBLIC	1	418	40	1	418
ISLE OF MAN	2	19 658	25	2	19 658	27 788	25
ITALY	14	112 740	32	14	112 740	181 859	32
JAPAN	93	21 387	21	25	6 272	12 737	27	68	15 115
JORDAN	1	4 151	33	1	4 151	4 470	33
KOREA (NORTH)	4	28 161	28	4	28 161	40 942	28
KOREA (SOUTH)	3	15 590	28	2	13 641	22 077	24	1	1 989
KUWAIT	3	46 365	25	3	46 365	71 523	25
LATVIA	2	985	41	1	463	558	42	1	522
LEBANON	3	40 044	31	3	40 044	68 455	31
LIBERIA	27	1 294 570	26	27	1 294 570	2 483 065	26
LITHUANIA	1	2 753	34	1	2 753
MALAYSIA	3	24 964	26	3	24 964	34 855	26
MALDIVE ISLANDS	1	855	43	1	855	914	43
MALTA	66	1 953 617	26	66	1 953 617	3 617 330	26
MARSHALL ISLANDS	3	343 209	25	3	343 209	684 085	25
MAURITIUS	2	23 040	24	2	23 040	26 813	24
MYANMAR	1	24 415	26	1	24 415	25 297	26
NORWAY	1	497	68	1	497
NORWAY (NIS)	11	663 915	25	11	663 915	1 272 496	25
PANAMA	76	1 122 941	27	71	1 115 498	1 686 790	26	5	7 443
PERU	1	15 297	26	1	15 297	25 566	26
PHILIPPINES	9	29 673	29	9	29 673	28 941	29
POLAND	5	57 276	25	4	54 278	86 377	25	1	2 998
PORTUGAL (MAR)	1	866	22	1	866	1 195	22
QATAR	1	370	45	1	370	750	45
ROMANIA	13	70 563	24	13	70 563	100 252	24
RUSSIA	26	108 190	28	11	49 730	45 405	30	15	58 460
SAINT VINCENT	60	787 597	26	53	745 411	1 144 198	27	7	42 186
SAUDI ARABIA	6	90 961	28	6	90 961	129 612	28
SINGAPORE	15	350 351	23	14	350 226	530 760	23	1	125
SPAIN	20	8 753	34	1	2 753	2 338	24	19	6 000
SYRIA	7	17 714	35	7	17 714	26 218	35
THAILAND	4	37 941	26	4	37 941	54 837	26
TOGO	1	15 670	22	1	15 670	23 740	22
TURKEY	16	214 560	33	16	214 560	354 127	33
UKRAINE	7	46 294	27	1	30 575	52 700	27	6	15 719
UNITED ARAB EMIRATES	1	19 257	31	1	19 257	36 080	31
UNITED KINGDOM	4	40 210	30	3	38 958	66 095	27	1	1 252
UNITED STATES OF AMERICA	10	60 581	26	2	45 436	49 806	44	8	15 145
UNKNOWN	28	443 453	29	24	440 078	706 541	29	4	3 375
TOTALS	731	12 332 006	27	580	12 126 385	21 062 810	27	151	205 621

TABLE 7B DISPOSALS - BY NATIONALITY OF OWNER

2000

NATIONALITY	TOTALS			CARGO CARRYING SHIPS				SHIPS OF MISCELLANEOUS ACTIVITIES		
	No.	GT	Age	No.	GT	Dwt	Age	No.	GT	Age
ALGERIA	3	9 083	31	3	9 083	11 470	31
BAHAMAS	1	12 703	21	1	12 703	21
BANGLADESH	1	8 541	29	1	8 541	15 320	29
BELGIUM	1	36 697	21	1	36 697	66 726	21
BELIZE	4	37 945	25	3	33 711	51 666	24	1	4 234	25
BRAZIL	2	20 314	21	2	20 314	31 589	21
BULGARIA	5	31 883	29	5	31 883	37 803	29
CANADA	1	128	37	1	128	37
CHILE	1	11 492	22	1	11 492	15 011	22
CHINA	5	100 292	26	5	100 292	160 119	26
CHINA (TAIWAN)	9	93 765	26	9	93 765	135 320	26
CROATIA	3	24 735	27	3	24 735	32 341	27
CUBA	1	6 315	23	1	6 315	10 619	23
CYPRUS	5	38 493	32	5	38 493	56 105	32
DENMARK	2	22 890	23	2	22 890	28 322	23
DJIBOUTI	1	1 194	44	1	1 194	1 590	44
EGYPT	1	5 200	27	1	5 200	7 497	27
ESTONIA	3	8 142	23	3	8 142	7 732	23
FINLAND	2	106 122	25	2	106 122	187 239	25
FRANCE	1	20 537	22	1	20 537	24 946	22
GEORGIA	2	20 971	22	1	17 824	27 480	24	1	3 147	20
GERMANY	4	35 752	28	4	35 752	43 999	28
GHANA	2	302	33	2	302	33
GREECE	132	3 735 470	26	130	3 722 600	6 643 894	26	2	12 870	40
HONDURAS	1	198	31	1	198	550	31
HONG KONG, CHINA	8	280 660	26	8	280 660	542 305	26
INDIA	16	198 697	24	15	198 531	306 239	23	1	166	36
INDONESIA	4	56 409	25	4	56 409	77 282	25
IRAN	3	209 492	27	3	209 492	415 270	27
IRISH REPUBLIC	1	418	40	1	418	40
ISRAEL	1	10 559	26	1	10 559	10 736	26
ITALY	21	288 264	30	21	288 264	465 782	30
JAPAN	95	180 667	21	28	164 491	129 598	25	67	16 176	19
JORDAN	1	4 151	33	1	4 151	4 470	33
KENYA	1	6 397	28	1	6 397	12 125	28
KOREA (NORTH)	3	25 264	28	3	25 264	38 045	28
KOREA (SOUTH)	3	15 590	28	2	13 641	22 077	24	1	1 949	36
LATVIA	1	522	40	1	522	40
LEBANON	3	6 831	35	3	6 831	8 893	35
LIBERIA	12	128 311	25	9	110 193	154 592	25	3	18 118	23
LITHUANIA	1	2 753	34	1	2 753	34
MALAYSIA	3	24 964	26	3	24 964	34 855	26
MALDIVE ISLANDS	1	855	43	1	855	914	43
MALTA	4	56 427	28	4	56 427	93 913	28
MARSHALL ISLANDS	1	7 576	31	1	7 576	7 340	31
MONACO	6	97 568	28	6	97 568	156 990	28
MYANMAR	1	24 415	26	1	24 415	25 297	26
NETHERLANDS	3	31 536	29	3	31 536	51 522	29
NORWAY	24	1 035 749	26	17	1 023 631	1 952 176	25	7	12 118	29
PAKISTAN	1	4 266	29	1	4 266	5 809	29
PANAMA	5	38 888	27	5	38 888	45 988	27
PHILIPPINES	7	26 160	26	7	26 160	26 025	26
POLAND	6	77 562	25	5	74 564	118 287	25	1	2 998	24
ROMANIA	14	70 667	26	14	70 667	98 926	26
RUSSIA	27	121 374	28	13	68 730	68 802	29	14	52 644	26
SAINT KITTS-NEVIS	2	2 778	34	1	1 898	1 964	28	1	880	40
SAINT VINCENT	1	1 963	43	1	1 963	2 097	43
SAUDI ARABIA	6	347 491	27	6	347 491	697 701	27
SINGAPORE	12	210 455	25	11	210 330	365 637	25	1	125	17
SOUTH AFRICA	2	23 040	24	2	23 040	26 813	24
SPAIN	16	8 741	33	2	3 619	3 533	23	14	5 122	34
SWEDEN	2	28 693	39	1	24 888	11 038	22	1	3 805	56
SWITZERLAND	7	141 130	27	7	141 130	226 225	27
SYRIA	3	8 077	33	3	8 077	11 877	33
THAILAND	10	90 885	24	10	90 885	131 309	24
TUNISIA	2	17 458	26	2	17 458	25 127	26
TURKEY	19	219 171	33	19	219 171	356 673	33
UKRAINE	19	186 100	26	13	170 381	230 235	26	6	15 719	27
UNITED ARAB EMIRATES	20	242 124	27	19	237 282	384 053	27	1	4 842	30
UNITED KINGDOM	26	758 634	26	22	742 236	1 344 233	26	4	16 398	27
UNITED STATES OF AMERICA	21	874 207	30	17	869 488	1 660 705	30	4	4 719	26
UNKNOWN	93	1 748 903	29	79	1 736 138	3 111 994	29	14	12 765	33
TOTALS	731	12 332 006	27	580	12 126 385	21 062 810	27	151	205 621	25

TABLE 7C DISPOSALS - BY COUNTRY OF BREAKING

2000

COUNTRY OF BREAKING	TOTALS			CARGO CARRYING SHIPS				SHIPS OF MISCELLANEOUS ACTIVITIES		
	No.	GT	Age	No.	GT	Dwt	Age	No.	GT	Age
BANGLADESH	62	2 406 923	25	61	2 400 930	4 580 659	25	1	5 993	27
CANADA	1	128	37	1	128	37
CHILE	1	1 314	39	1	1 314	39
CHINA	78	2 637 463	26	75	2 605 873	4 577 728	26	3	31 590	26
CHINA (TAIWAN)	1	14 152	25	1	14 152	15 764	25
DENMARK	1	497	68	1	497	68
EGYPT	2	13 695	34	1	11 048	20 335	42	1	2 647	25
ESTONIA	2	1 266	21	2	1 266	332	21
INDIA	340	5 987 392	27	322	5 898 612	9 792 069	27	18	88 780	25
INDONESIA	3	17 577	22	2	17 452	28 591	24	1	125	17
IRISH REPUBLIC	1	418	40	1	418	40
ITALY	2	2 100	36	2	2 100	3 453	36
JAPAN	94	22 031	21	26	6 916	12 837	27	68	15 115	19
KOREA	1	4 234	25	1	4 234	25
KOREA (SOUTH)	1	612	27	1	612	1 163	27
LATVIA	2	629	40	2	629	40
LITHUANIA	1	270	19	1	270	208	19
MEXICO	3	12 124	27	3	12 124	13 630	27
NETHERLANDS	1	463	42	1	463	558	42
PAKISTAN	25	789 216	29	22	786 072	1 485 089	28	3	3 144	33
RUSSIA	8	5 446	31	2	1 050	1 288	40	6	4 396	29
SINGAPORE	1	314	24	1	314	24
SPAIN	21	26 421	34	5	17 224	21 276	26	16	9 197	36
THAILAND	1	1 217	30	1	1 217	1 103	30
TURKEY	52	294 541	30	46	280 166	388 697	29	6	14 375	32
UKRAINE	2	1 297	26	2	1 297	26
UNITED KINGDOM	1	1 252	39	1	1 252	39
UNITED STATES OF AMERICA	12	20 055	24	4	4 910	9 847	30	8	15 145	22
URUGUAY	1	11 188	18	1	11 188	15 683	18
VIETNAM	2	55 285	30	1	52 740	92 500	31	1	2 545	29
UNKNOWN	8	2 486	37	8	2 486	37
TOTALS	731	12 332 006	27	580	12 126 385	21 062 870	27	151	205 621	25

TABLE 8A DISPOSALS - BY REGISTRATION, NATIONALITY OF OWNER AND SHIPTYPE CATEGORY

2000

REGISTRATION	NATIONALITY	SHIPTYPE CATEGORY	No.	DISPOSALS			Age
				GT	Dwt		
ALGERIA	ALGERIA	LPG TANKER	1	5 136	5 290	33	
	ALGERIA	GENERAL CARGO	1	2 882	4 480	31	
	ALGERIA	RO-RO CARGO	1	1 065	1 700	29	
BAHAMAS	FINLAND	CRUDE OIL TANKER	2	106 122	187 239	25	
	FRANCE	CONTAINER	1	20 537	24 946	22	
	GREECE	BULK DRY	1	13 663	22 587	27	
	GREECE	BULK DRY/OIL	1	59 307	105 016	25	
	GREECE	GENERAL CARGO	1	11 420	16 875	23	
	GREECE	REFRIGERATED CARGO	1	9 986	10 973	27	
	HONG KONG, CHINA	GENERAL CARGO	1	11 402	19 120	28	
	ITALY	GENERAL CARGO	1	6 704	9 985	28	
	KENYA	OIL PRODUCTS TANKER	1	6 397	12 125	28	
	MONACO	GENERAL CARGO	1	17 367	20 749	23	
	NORWAY	CRUDE OIL TANKER	1	134 146	276 050	25	
	NORWAY	BULK DRY	1	29 985	51 300	28	
	NORWAY	RO-RO CARGO	1	4 343	2 175	23	
	PANAMA	RO-RO CARGO	1	5 605	3 063	23	
	TURKEY	BULK DRY	1	3 923	8 735	30	
	UNITED KINGDOM	BULK DRY	2	34 950	54 645	28	
	UNITED KINGDOM	GENERAL CARGO	2	14 413	20 784	23	
	UNITED KINGDOM	RO-RO CARGO	1	10 696	22 211	24	
	UNITED STATES OF AMERICA	CRUDE OIL TANKER	1	126 723	268 430	27	
UNKNOWN	OIL PRODUCTS TANKER	1	22 144	38 711	25		
BARBADOS	MARSHALL ISLANDS	REFRIGERATED CARGO	1	7 576	7 340	31	
BELIZE	BELIZE	BULK DRY	1	13 661	22 629	27	
	BELIZE	GENERAL CARGO	2	20 050	29 037	23	
	BELIZE	FISH CATCHING	1	4 234	2 731	25	
	CHINA	BULK DRY	1	18 049	28 559	26	
	DJIBOUTI	GENERAL CARGO	1	1 194	1 590	44	
	GREECE	OIL PRODUCTS TANKER	1	19 413	35 470	31	
	LIBERIA	GENERAL CARGO	2	23 968	38 900	23	
	LIBERIA	OTHER ACTIVITIES	1	6 108	5 511	29	
	MALTA	GENERAL CARGO	1	4 659	6 459	33	
	PANAMA	OIL PRODUCTS TANKER	1	10 232	16 540	29	
	PANAMA	GENERAL CARGO	1	10 178	13 356	27	
	SINGAPORE	GENERAL CARGO	1	11 744	13 500	26	
	TURKEY	GENERAL CARGO	2	7 951	10 913	25	
	UNITED ARAB EMIRATES	BULK DRY	1	30 195	50 250	24	
	UNITED ARAB EMIRATES	RO-RO CARGO	1	2 200	3 715	35	
	UNITED KINGDOM	RESEARCH	1	3 066	1 230	32	
	UNKNOWN	CRUDE OIL TANKER	1	137 364	289 980	25	
	UNKNOWN	OTHER BULK DRY	1	12 127	31 262	40	
	UNKNOWN	GENERAL CARGO	4	30 096	37 672	25	
UNKNOWN	PASSENGER/RO-RO CARGO	1	9 940	1 850	41		
BERMUDA	UNITED KINGDOM	CRUDE OIL TANKER	3	390 435	809 346	25	
	UNITED KINGDOM	CONTAINER	1	56 822	47 422	28	
BOLIVIA	BAHAMAS	OTHER FISHING	1	12 703	9 606	21	
	DENMARK	RO-RO CARGO	1	8 110	4 100	17	

TABLE 8A DISPOSALS - BY REGISTRATION, NATIONALITY OF OWNER AND SHIPTYPE CATEGORY

2000

REGISTRATION	NATIONALITY	SHIPTYPE CATEGORY	No.	DISPOSALS		Age
				GT	Dwt	
BOLIVIA (Continued)	UNITED ARAB EMIRATES	LPG TANKER	1	1 999	2 713	29
	UNITED ARAB EMIRATES	BULK DRY	1	23 256	41 751	27
	UNKNOWN	BULK DRY	2	29 401	50 096	28
BRAZIL	BRAZIL	BULK DRY	1	11 188	15 683	18
BULGARIA	BULGARIA	GENERAL CARGO	3	17 862	26 769	28
	BULGARIA	REFRIGERATED CARGO	1	5 851	5 170	32
	BULGARIA	RO-RO CARGO	1	8 170	5 864	30
CAMBODIA	CYPRUS	GENERAL CARGO	1	2 750	3 468	37
	GERMANY	GENERAL CARGO	1	10 024	13 738	30
	GREECE	GENERAL CARGO	1	9 493	13 650	33
	LIBERIA	GENERAL CARGO	1	4 817	5 970	32
	MALTA	GENERAL CARGO	1	9 883	12 652	30
	RUSSIA	RO-RO CARGO	1	8 496	4 600	24
	SAINT KITTS-NEVIS	GENERAL CARGO	1	1 898	1 964	28
	UNITED ARAB EMIRATES	BULK DRY	1	7 482	11 848	26
	UNITED STATES OF AMERICA	GENERAL CARGO	1	3 086	3 797	34
	UNKNOWN	CRUDE OIL TANKER	1	64 350	117 979	27
	UNKNOWN	OIL PRODUCTS TANKER	1	13 356	22 726	27
UNKNOWN	GENERAL CARGO	1	4 643	6 459	33	
CANADA	CANADA	FISH CATCHING	1	128	128	37
CHILE	CHILE	GENERAL CARGO	1	11 492	15 011	22
	JAPAN	FISH CATCHING	1	1 314	1 182	39
CHINA	CHINA	GENERAL CARGO	1	10 894	15 475	27
	CHINA	CONTAINER	1	16 390	21 465	28
CHINA (TAIWAN)	CHINA (TAIWAN)	CONTAINER	2	28 304	31 528	25
CROATIA	CROATIA	GENERAL CARGO	2	13 923	17 916	30
CYPRUS	CYPRUS	OIL PRODUCTS TANKER	1	15 015	25 400	28
	GERMANY	GENERAL CARGO	1	11 976	15 461	27
	GREECE	CRUDE OIL TANKER	1	47 756	92 145	23
	GREECE	BULK DRY	12	339 249	593 554	26
	GREECE	GENERAL CARGO	10	97 459	154 816	23
	GREECE	REFRIGERATED CARGO	1	10 808	10 792	25
	GREECE	RO-RO CARGO	1	15 499	15 922	19
	HONG KONG, CHINA	OIL PRODUCTS TANKER	1	49 851	96 455	25
EGYPT	EGYPT	GENERAL CARGO	1	5 200	7 497	27
	GREECE	OIL PRODUCTS TANKER	1	17 836	30 328	27
EQUATORIAL GUINEA	UNKNOWN	GENERAL CARGO	1	1 795	2 850	34
ESTONIA	ESTONIA	GENERAL CARGO	1	6 876	7 400	26
	ESTONIA	PASSENGER/RO-RO CARGO	1	1 028	261	17
	ESTONIA	PASSENGER SHIP	1	238	71	25

TABLE 8A DISPOSALS - BY REGISTRATION, NATIONALITY OF OWNER AND SHIPTYPE CATEGORY

2000

REGISTRATION	NATIONALITY	SHIPTYPE CATEGORY	No.	DISPOSALS		
				GT	Dwt	Age
FRENCH ANTARCTIC TERRITORY	UNITED STATES OF AMERICA	CRUDE OIL TANKER	1	138 589	279 938	24
GEORGIA	GEORGIA	OIL PRODUCTS TANKER	1	17 824	27 480	24
	GEORGIA	FISH CATCHING	1	3 147	2 117	20
	UNKNOWN	OTHER DRY CARGO	1	4 776	2 946	30
GHANA	GHANA	FISH CATCHING	2	302	302	33
GREECE	GREECE	CRUDE OIL TANKER	8	652 622	1 293 514	25
	GREECE	OIL PRODUCTS TANKER	2	38 292	66 472	27
	GREECE	BULK DRY	3	54 119	93 097	31
	GREECE	BULK DRY/OIL	1	62 440	90 966	24
	GREECE	GENERAL CARGO	1	1 334	1 762	43
	GREECE	CONTAINER	1	57 802	47 733	27
	GREECE	PASSENGER (CRUISE)	1	4 890	942	82
	GREECE	TOWING/PUSHING	1	496	496	57
HONDURAS	BANGLADESH	GENERAL CARGO	1	8 541	15 320	29
	GREECE	OIL PRODUCTS TANKER	1	16 948	30 328	27
	GREECE	GENERAL CARGO	1	1 152	1 718	34
	HONDURAS	GENERAL CARGO	1	198	550	31
	NETHERLANDS	GENERAL CARGO	1	14 959	29 486	29
	UNKNOWN	CHEMICAL	1	1 314	1 863	30
	UNKNOWN	OIL PRODUCTS TANKER	1	45 962	87 798	24
	UNKNOWN	GENERAL CARGO	1	2 915	4 400	33
HONG KONG, CHINA	NETHERLANDS	GENERAL CARGO	1	15 111	21 200	22
	UNITED KINGDOM	CONTAINER	1	25 407	23 415	30
INDIA	INDIA	OIL PRODUCTS TANKER	4	62 409	107 330	25
	INDIA	BULK DRY	2	26 967	43 215	24
	INDIA	GENERAL CARGO	5	63 629	84 892	20
	INDIA	TOWING/PUSHING	1	166	166	36
	UNKNOWN	CRUDE OIL TANKER	1	131 915	283 878	25
INDONESIA	INDONESIA	OIL PRODUCTS TANKER	3	34 198	58 820	25
	INDONESIA	RO-RO CARGO	1	22 211	18 462	24
IRAN	IRAN	CRUDE OIL TANKER	1	178 257	372 201	25
	IRAN	BULK DRY	1	16 723	27 359	29
	IRAN	REFRIGERATED CARGO	1	14 512	15 710	28
IRISH REPUBLIC	IRISH REPUBLIC	DREDGING	1	418	888	40
ISLE OF MAN	UNITED KINGDOM	BULK DRY	1	7 702	12 328	23
	UNITED KINGDOM	GENERAL CARGO	1	11 956	15 460	26
ITALY	ITALY	LPG TANKER	2	3 299	3 574	33
	ITALY	CHEMICAL	1	1 439	2 218	38
	ITALY	CRUDE OIL TANKER	2	35 132	58 042	31
	ITALY	OIL PRODUCTS TANKER	5	52 085	89 707	32
	ITALY	GENERAL CARGO	2	3 177	5 049	30
	ITALY	PASSENGER/RO-RO CARGO	1	4 887	1 856	35
	UNKNOWN	OIL PRODUCTS TANKER	1	12 721	21 413	31

TABLE 8A DISPOSALS - BY REGISTRATION, NATIONALITY OF OWNER AND SHIPTYPE CATEGORY

2000

REGISTRATION	NATIONALITY	SHIPTYPE CATEGORY	DISPOSALS			
			No.	GT	Dwt	Age
JAPAN	JAPAN	CHEMICAL	4	885	1 904	28
	JAPAN	OIL PRODUCTS TANKER	5	1 979	3 922	22
	JAPAN	OTHER LIQUIDS	2	380	586	42
	JAPAN	OTHER BULK DRY	2	691	1 700	21
	JAPAN	GENERAL CARGO	6	1 452	3 672	25
	JAPAN	PASSENGER SHIP	1	129	12	25
	JAPAN	FISH CATCHING	59	11 471	12 225	17
	JAPAN	OTHER FISHING	1	758	758	42
	JAPAN	OTHER ACTIVITIES	6	2 633	3 978	29
	UNKNOWN	OTHER BULK DRY	1	190	287	33
	UNKNOWN	GENERAL CARGO	4	566	654	32
	UNKNOWN	OTHER FISHING	1	135	135	17
	UNKNOWN	OTHER ACTIVITIES	1	118	118	31
	JORDAN	JORDAN	RO-RO CARGO	1	4 151	4 470
KOREA (NORTH)	KOREA (NORTH)	GENERAL CARGO	3	25 264	38 045	28
	UNKNOWN	GENERAL CARGO	1	2 897	2 897	27
KOREA (SOUTH)	KOREA (SOUTH)	OTHER BULK DRY	1	612	1 163	27
	KOREA (SOUTH)	GENERAL CARGO	1	13 029	20 914	21
	KOREA (SOUTH)	FISH CATCHING	1	1 949	2 334	36
KUWAIT	UNKNOWN	GENERAL CARGO	3	46 365	71 523	25
LATVIA	CYPRUS	GENERAL CARGO	1	463	558	42
	LATVIA	FISH CATCHING	1	522	255	40
LEBANON	GREECE	BULK DRY	1	35 083	61 495	27
	LEBANON	GENERAL CARGO	2	4 961	6 960	33
LIBERIA	GREECE	CRUDE OIL TANKER	1	132 748	274 756	26
	GREECE	BULK DRY	4	99 951	171 094	26
	GREECE	OTHER BULK DRY	1	24 529	54 749	33
	GREECE	GENERAL CARGO	2	19 337	25 585	23
	HONG KONG, CHINA	CRUDE OIL TANKER	2	151 935	310 131	25
	ITALY	BULK DRY/OIL	1	62 031	99 496	23
	LIBERIA	BULK DRY	1	11 883	19 332	25
	NORWAY	OIL PRODUCTS TANKER	1	17 123	30 607	27
	NORWAY	OTHER BULK DRY	1	36 785	46 599	26
	PAKISTAN	LPG TANKER	1	4 266	5 809	29
	SAUDI ARABIA	CRUDE OIL TANKER	2	294 667	622 967	25
	SWITZERLAND	BULK DRY/OIL	1	62 031	105 016	24
	UNITED KINGDOM	BULK DRY	1	15 998	27 226	25
	UNITED KINGDOM	OTHER DRY CARGO	1	4 189	4 990	27
	UNITED STATES OF AMERICA	CHEMICAL	2	29 086	46 598	30
	UNITED STATES OF AMERICA	CRUDE OIL TANKER	1	90 222	81 278	25
	UNITED STATES OF AMERICA	BULK DRY	1	20 093	34 186	27
	UNKNOWN	CRUDE OIL TANKER	1	188 947	402 934	22
	UNKNOWN	BULK DRY	2	68 749	119 712	29
LITHUANIA	LITHUANIA	FISH CATCHING	1	2 733	1 518	34

TABLE 8A DISPOSALS - BY REGISTRATION, NATIONALITY OF OWNER AND SHIPTYPE CATEGORY

2000

REGISTRATION	NATIONALITY	SHIPTYPE CATEGORY	No.	DISPOSALS			
				GT	Dwt	Age	
MALAYSIA	MALAYSIA	GENERAL CARGO	2	19 383	27 975	25	
	MALAYSIA	RO-RO CARGO	1	5 581	6 880	28	
MALDIVE ISLANDS	MALDIVE ISLANDS	GENERAL CARGO	1	855	914	43	
MALTA	CROATIA	GENERAL CARGO	1	10 812	14 425	20	
	GERMANY	GENERAL CARGO	2	13 752	14 800	27	
	GREECE	CHEMICAL	1	15 964	28 528	25	
	GREECE	CRUDE OIL TANKER	9	760 567	1 539 513	25	
	GREECE	OIL PRODUCTS TANKER	2	35 184	60 131	26	
	GREECE	BULK DRY	12	286 105	500 594	27	
	GREECE	GENERAL CARGO	6	55 162	85 364	25	
	GREECE	REFRIGERATED CARGO	3	23 079	29 035	23	
	ITALY	OIL PRODUCTS TANKER	2	54 902	96 570	26	
	ITALY	BULK DRY	1	25 305	41 270	29	
	LIBERIA	OIL PRODUCTS TANKER	1	20 455	29 990	27	
	MALTA	OIL PRODUCTS TANKER	1	30 605	56 048	24	
	MALTA	BULK DRY	1	11 280	18 754	24	
	MONACO	OIL PRODUCTS TANKER	3	50 369	87 742	29	
	MONACO	BULK DRY	1	25 115	40 610	30	
	NORWAY	CRUDE OIL TANKER	5	299 608	585 605	25	
	ROMANIA	GENERAL CARGO	2	18 092	23 682	30	
	RUSSIA	OIL PRODUCTS TANKER	1	10 504	14 797	32	
	SWITZERLAND	OIL PRODUCTS TANKER	2	35 156	63 070	28	
	TURKEY	GENERAL CARGO	1	2 736	3 700	32	
	UKRAINE	BULK DRY	1	16 074	22 687	30	
	UKRAINE	GENERAL CARGO	3	34 070	49 578	25	
	UNITED ARAB EMIRATES	GENERAL CARGO	3	31 191	35 935	25	
	UNITED KINGDOM	CRUDE OIL TANKER	1	75 215	155 106	25	
	UNKNOWN	BULK DRY	1	12 315	19 796	29	
	MARSHALL ISLANDS	UNITED STATES OF AMERICA	CRUDE OIL TANKER	3	343 209	684 085	25
	MAURITIUS	SOUTH AFRICA	GENERAL CARGO	2	23 040	26 813	24
MYANMAR	MYANMAR	CONTAINER	1	24 415	25 297	26	
NORWAY	NORWAY	FISH CATCHING	1	497	497	68	
NORWAY (NIS)	DENMARK	CHEMICAL	1	14 780	24 222	29	
	JAPAN	RO-RO CARGO	2	9 486	3 912	20	
	NORWAY	LPG TANKER	1	31 254	38 928	29	
	NORWAY	CRUDE OIL TANKER	4	373 336	772 218	24	
	NORWAY	OIL PRODUCTS TANKER	1	71 107	139 209	24	
	NORWAY	RO-RO CARGO	1	25 944	9 485	26	
	UNKNOWN	CRUDE OIL TANKER	1	138 008	284 522	27	
	PANAMA	BRAZIL	BULK DRY	1	9 126	15 906	23
CHINA (TAIWAN)		BULK DRY	3	41 439	69 689	27	
CHINA (TAIWAN)		GENERAL CARGO	2	10 761	17 382	27	
CHINA (TAIWAN)		CONTAINER	1	7 251	6 766	26	
CUBA		OIL PRODUCTS TANKER	1	6 315	10 619	23	

TABLE 8A DISPOSALS - BY REGISTRATION, NATIONALITY OF OWNER AND SHIPTYPE CATEGORY

2000

REGISTRATION	NATIONALITY	SHIPTYPE CATEGORY	No.	DISPOSALS		Age
				GT	Dwt	
PANAMA (Continued)	CYPRUS	CHEMICAL	1	11 659	16 529	21
	GREECE	OIL PRODUCTS TANKER	4	64 430	110 592	25
	GREECE	BULK DRY	12	311 814	537 714	27
	GREECE	GENERAL CARGO	5	67 890	76 930	26
	GREECE	RO-RO CARGO	1	22 293	8 870	27
	HONG KONG, CHINA	OIL PRODUCTS TANKER	1	48 736	89 753	25
	HONG KONG, CHINA	GENERAL CARGO	1	7 593	11 488	24
	INDIA	OIL PRODUCTS TANKER	1	14 418	24 490	24
	ISRAEL	REFRIGERATED CARGO	1	10 559	10 736	26
	JAPAN	BULK DRY	1	31 644	56 242	24
	JAPAN	REFRIGERATED CARGO	1	2 453	3 237	27
	JAPAN	RO-RO CARGO	3	68 816	40 002	22
	LIBERIA	BULK DRY	1	20 400	34 173	27
	LIBERIA	PASSENGER/RO-RO CARGO	1	644	100	20
	MONACO	CHEMICAL	1	4 717	7 889	26
	PANAMA	GENERAL CARGO	1	7 225	11 200	24
	PANAMA	PASSENGER/RO-RO CARGO	1	5 648	1 829	31
	POLAND	BULK DRY	1	20 286	31 910	26
	SINGAPORE	GENERAL CARGO	3	26 501	35 378	26
	SWEDEN	OTHER ACTIVITIES	1	3 805	5 032	56
	SWITZERLAND	GENERAL CARGO	2	27 293	40 544	31
	SWITZERLAND	RO-RO CARGO	1	6 602	3 698	28
	THAILAND	LPG TANKER	1	1 217	1 103	30
	THAILAND	GENERAL CARGO	2	22 168	29 394	23
	UKRAINE	REFRIGERATED CARGO	2	27 014	23 034	26
	UNITED ARAB EMIRATES	OIL PRODUCTS TANKER	1	22 553	39 998	25
	UNITED ARAB EMIRATES	BULK DRY	1	15 166	25 541	26
	UNITED ARAB EMIRATES	GENERAL CARGO	3	27 728	41 143	21
	UNITED KINGDOM	GENERAL CARGO	2	18 200	30 305	28
	UNITED STATES OF AMERICA	CRUDE OIL TANKER	1	65 938	130 498	24
	UNITED STATES OF AMERICA	OIL PRODUCTS TANKER	1	17 330	32 742	55
	UNITED STATES OF AMERICA	GENERAL CARGO	1	5 981	8 750	26
	UNITED STATES OF AMERICA	TOWING/PUSHING	2	1 195	1 305	32
	UNKNOWN	CRUDE OIL TANKER	1	13 158	22 239	26
	UNKNOWN	GENERAL CARGO	2	16 784	21 817	30
	UNKNOWN	CONTAINER	1	5 746	6 563	24
	UNKNOWN	RESEARCH	1	1 949	2 362	38
UNKNOWN	TOWING/PUSHING	1	494	264	44	
PERU	UNKNOWN	BULK DRY	1	15 297	25 566	26
PHILIPPINES	NETHERLANDS	OTHER DRY CARGO	1	1 466	836	35
	PHILIPPINES	GENERAL CARGO	3	11 021	15 901	24
	PHILIPPINES	PASSENGER/GENERAL CARGO	2	7 745	3 535	28
	PHILIPPINES	CONTAINER	1	2 999	4 119	30
	PHILIPPINES	PASSENGER/RO-RO CARGO	1	4 395	2 470	27
	UNKNOWN	PASSENGER/GENERAL CARGO	1	2 047	2 080	45
POLAND	POLAND	CHEMICAL	2	13 399	19 477	25
	POLAND	BULK DRY	2	40 879	66 900	25
	POLAND	FISH CATCHING	1	2 998	1 526	24
PORTUGAL (MARB)	SPAIN	GENERAL CARGO	1	866	1 195	22

TABLE 8A DISPOSALS - BY REGISTRATION, NATIONALITY OF OWNER AND SHIPTYPE CATEGORY

2000

REGISTRATION	NATIONALITY	SHIPTYPE CATEGORY	No.	DISPOSALS			Age
				GT	Dwt		
QATAR	UNKNOWN	GENERAL CARGO	1	370	750	45	
ROMANIA	ROMANIA	GENERAL CARGO	11	50 429	72 024	25	
	UNKNOWN	GENERAL CARGO	2	20 134	28 228	20	
RUSSIA	RUSSIA	OTHER BULK DRY	1	720	870	35	
	RUSSIA	GENERAL CARGO	7	23 918	26 400	32	
	RUSSIA	CONTAINER	1	7 312	6 407	26	
	RUSSIA	RO-RO CARGO	2	17 780	11 728	22	
	RUSSIA	FISH CATCHING	8	16 540	7 849	25	
	RUSSIA	OTHER FISHING	5	35 879	26 244	28	
	RUSSIA	TOWING/PUSHING	1	225	46	35	
	UNKNOWN	OTHER FISHING	1	5 816	5 816	21	
SAINT VINCENT	CHINA	BULK DRY/OIL	1	42 519	78 130	27	
	CHINA	GENERAL CARGO	1	12 440	16 490	24	
	CHINA (TAIWAN)	GENERAL CARGO	1	6 010	9 955	26	
	CYPRUS	GENERAL CARGO	1	8 606	10 150	33	
	GREECE	OIL PRODUCTS TANKER	1	16 494	28 768	28	
	GREECE	BULK DRY	2	26 097	44 992	28	
	GREECE	BULK DRY/OIL	1	85 385	158 570	25	
	GREECE	GENERAL CARGO	7	61 405	78 892	25	
	GREECE	REFRIGERATED CARGO	3	25 729	23 598	22	
	GREECE	OTHER FISHING	1	12 374	9 228	23	
	HONG KONG, CHINA	GENERAL CARGO	2	11 143	15 358	27	
	INDIA	BULK DRY	1	16 233	26 513	26	
	INDIA	GENERAL CARGO	2	14 875	19 699	25	
	ITALY	GENERAL CARGO	3	39 303	58 015	24	
	LEBANON	OTHER DRY CARGO	1	1 870	1 933	40	
	LIBERIA	GENERAL CARGO	2	28 026	29 127	26	
	LIBERIA	FISH CATCHING	1	2 647	1 645	25	
	LIBERIA	RESEARCH	1	9 363	2 060	14	
	SAINT KITTS-NEVIS	OTHER ACTIVITIES	1	880	176	40	
	SAINT VINCENT	GENERAL CARGO	1	1 963	2 097	43	
	SINGAPORE	GENERAL CARGO	1	8 142	10 220	26	
	SWITZERLAND	GENERAL CARGO	1	10 046	13 900	24	
	TUNISIA	RO-RO CARGO	1	4 307	2 429	24	
	UKRAINE	GENERAL CARGO	5	57 290	75 966	25	
	UKRAINE	CONTAINER	1	5 358	6 270	27	
	UNITED ARAB EMIRATES	BULK DRY	1	37 535	67 807	26	
	UNITED ARAB EMIRATES	GENERAL CARGO	3	17 673	25 881	28	
	UNITED ARAB EMIRATES	RESEARCH	1	4 842	3 495	30	
	UNITED KINGDOM	BULK DRY	2	45 512	74 496	26	
	UNITED KINGDOM	GENERAL CARGO	1	7 796	15 190	29	
	UNITED KINGDOM	RO-RO CARGO	1	7 782	5 811	29	
	UNITED KINGDOM	FISH CATCHING	1	2 647	1 685	26	
UNITED KINGDOM	RESEARCH	1	9 433	2 150	12		
UNKNOWN	CRUDE OIL TANKER	1	29 780	52 800	40		
UNKNOWN	OIL PRODUCTS TANKER	1	12 720	21 457	31		
UNKNOWN	OTHER LIQUIDS	1	17 955	31 295	27		
UNKNOWN	BULK DRY/OIL	1	66 234	122 146	24		
UNKNOWN	GENERAL CARGO	1	11 520	11 780	24		
UNKNOWN	RO-RO CARGO	1	7 663	4 463	25		

TABLE 8A DISPOSALS - BY REGISTRATION, NATIONALITY OF OWNER AND SHIPTYPE CATEGORY

2000

REGISTRATION	NATIONALITY	SHIPTYPE CATEGORY	No.	DISPOSALS		Age
				GT	Dwt	
SAUDI ARABIA	SAUDI ARABIA	OIL PRODUCTS TANKER	1	23 598	39 115	26
	SAUDI ARABIA	GENERAL CARGO	2	20 457	29 392	28
	SAUDI ARABIA	REFRIGERATED CARGO	1	8 769	6 227	29
	UNKNOWN	OIL PRODUCTS TANKER	1	23 598	39 115	25
	UNKNOWN	CONTAINER	1	14 539	15 763	31
SINGAPORE	BELGIUM	CHEMICAL	1	36 697	66 726	21
	JAPAN	RO-RO CARGO	1	46 576	14 409	22
	SINGAPORE	CRUDE OIL TANKER	1	114 446	232 530	25
	SINGAPORE	OIL PRODUCTS TANKER	1	13 332	22 705	27
	SINGAPORE	GENERAL CARGO	3	26 475	38 164	25
	SINGAPORE	CONTAINER	1	9 690	13 140	22
	SINGAPORE	TOWING/PUSHING	1	125	125	17
	SWEDEN	RO-RO CARGO	1	24 888	11 038	22
	THAILAND	BULK DRY	1	10 675	17 161	23
	THAILAND	GENERAL CARGO	3	30 750	48 278	23
	UNKNOWN	CHEMICAL	1	36 697	66 609	21
SPAIN	SPAIN	PASSENGER/RO-RO CARGO	1	2 753	2 338	24
	SPAIN	FISH CATCHING	14	5 122	5 093	34
	UNKNOWN	FISH CATCHING	5	878	713	37
SYRIA	ROMANIA	GENERAL CARGO	1	2 146	3 220	34
	SYRIA	GENERAL CARGO	3	8 077	11 877	33
	UNKNOWN	GENERAL CARGO	3	7 491	11 121	38
THAILAND	GREECE	BULK DRY	1	11 866	19 464	30
	THAILAND	GENERAL CARGO	3	26 075	35 373	24
TOGO	UNKNOWN	GENERAL CARGO	1	15 670	23 740	22
TURKEY	TURKEY	CRUDE OIL TANKER	1	46 975	85 091	32
	TURKEY	OIL PRODUCTS TANKER	2	23 982	38 850	38
	TURKEY	BULK DRY	5	99 117	167 060	27
	TURKEY	GENERAL CARGO	5	33 196	44 033	37
	TURKEY	PASSENGER SHIP	2	1 291	1 291	40
	UNKNOWN	BULK DRY	1	9 999	17 802	24
UKRAINE	UKRAINE	BULK DRY	1	30 575	52 700	27
	UKRAINE	FISH CATCHING	5	9 726	4 525	27
	UKRAINE	OTHER ACTIVITIES	1	5 993	5 495	27
UNITED ARAB EMIRATES	UNITED ARAB EMIRATES	BULK DRY	1	19 257	36 080	31
UNITED KINGDOM	UNITED KINGDOM	OIL PRODUCTS TANKER	1	15 163	25 498	27
	UNITED KINGDOM	DREDGING	1	1 252	1 252	39
	UNITED STATES OF AMERICA	OIL PRODUCTS TANKER	2	23 795	40 597	27
UNITED STATES OF AMERICA	NORWAY	FISH CATCHING	6	11 621	7 503	22
	UNITED STATES OF AMERICA	OIL PRODUCTS TANKER	1	13 919	31 081	56
	UNITED STATES OF AMERICA	RO-RO CARGO	1	31 517	18 725	32
	UNITED STATES OF AMERICA	FISH CATCHING	2	3 524	2 870	21

TABLE 8B DISPOSALS - BY NATIONALITY OF OWNER, REGISTRATION AND SHIPTYPE CATEGORY

2000

NATIONALITY	REGISTRATION	SHIPTYPE CATEGORY	No.	DISPOSALS			Age
				GT	Dwt		
ALGERIA	ALGERIA	LPG TANKER	1	5 136	5 290	33	
	ALGERIA	GENERAL CARGO	1	2 882	4 480	31	
	ALGERIA	RO-RO CARGO	1	1 065	1 700	29	
BAHAMAS	BOLIVIA	OTHER FISHING	1	12 703	9 606	21	
BANGLADESH	HONDURAS	GENERAL CARGO	1	8 541	15 320	29	
BELGIUM	SINGAPORE	CHEMICAL	1	36 697	66 726	21	
BELIZE	BELIZE	BULK DRY	1	13 661	22 629	27	
	BELIZE	GENERAL CARGO	2	20 050	29 037	23	
	BELIZE	FISH CATCHING	1	4 234	2 731	25	
BRAZIL	BRAZIL	BULK DRY	1	11 188	15 683	18	
	PANAMA	BULK DRY	1	9 126	15 906	23	
BULGARIA	BULGARIA	GENERAL CARGO	3	17 862	26 769	28	
	BULGARIA	REFRIGERATED CARGO	1	5 851	5 170	32	
	BULGARIA	RO-RO CARGO	1	8 170	5 864	30	
CANADA	CANADA	FISH CATCHING	1	128	128	37	
CHILE	CHILE	GENERAL CARGO	1	11 492	15 011	22	
CHINA	BELIZE	BULK DRY	1	18 049	28 559	26	
	CHINA	GENERAL CARGO	1	10 894	15 475	27	
	CHINA	CONTAINER	1	16 390	21 465	28	
	SAINT VINCENT	BULK DRY/OIL	1	42 519	78 130	27	
	SAINT VINCENT	GENERAL CARGO	1	12 440	16 490	24	
CHINA (TAIWAN)	CHINA (TAIWAN)	CONTAINER	2	28 304	31 528	25	
	PANAMA	BULK DRY	3	41 439	69 689	27	
	PANAMA	GENERAL CARGO	2	10 761	17 382	27	
	PANAMA	CONTAINER	1	7 251	6 766	26	
	SAINT VINCENT	GENERAL CARGO	1	6 010	9 955	26	
CROATIA	CROATIA	GENERAL CARGO	2	13 923	17 916	30	
	MALTA	GENERAL CARGO	1	10 812	14 425	20	
CUBA	PANAMA	OIL PRODUCTS TANKER	1	6 315	10 619	23	
CYPRUS	CAMBODIA	GENERAL CARGO	1	2 750	3 468	37	
	CYPRUS	OIL PRODUCTS TANKER	1	15 015	25 400	28	
	LATVIA	GENERAL CARGO	1	463	558	42	
	PANAMA	CHEMICAL	1	11 659	16 529	21	
	SAINT VINCENT	GENERAL CARGO	1	8 606	10 150	33	
DENMARK	BOLIVIA	RO-RO CARGO	1	8 110	4 100	17	
	NORWAY (NIS)	CHEMICAL	1	14 780	24 222	29	
DJIBOUTI	BELIZE	GENERAL CARGO	1	1 194	1 590	44	
EGYPT	EGYPT	GENERAL CARGO	1	5 200	7 497	27	

TABLE 8B DISPOSALS - BY NATIONALITY OF OWNER, REGISTRATION AND SHIPTYPE CATEGORY

2000

NATIONALITY	REGISTRATION	SHIPTYPE CATEGORY	DISPOSALS			
			No.	GT	Dwt	Age
ESTONIA	ESTONIA	GENERAL CARGO	1	6 876	7 400	26
	ESTONIA	PASSENGER/RO-RO CARGO	1	1 028	261	17
	ESTONIA	PASSENGER SHIP	1	238	71	25
FINLAND	BAHAMAS	CRUDE OIL TANKER	2	106 122	187 239	25
FRANCE	BAHAMAS	CONTAINER	1	20 537	24 946	22
GEORGIA	GEORGIA	OIL PRODUCTS TANKER	1	17 824	27 480	24
	GEORGIA	FISH CATCHING	1	3 147	2 117	20
GERMANY	CAMBODIA	GENERAL CARGO	1	10 024	13 738	30
	CYPRUS	GENERAL CARGO	1	11 976	15 461	27
	MALTA	GENERAL CARGO	2	13 752	14 800	27
GHANA	GHANA	FISH CATCHING	2	302	302	33
GREECE	BAHAMAS	BULK DRY	1	13 663	22 587	27
	BAHAMAS	BULK DRY/OIL	1	59 307	105 016	25
	BAHAMAS	GENERAL CARGO	1	11 420	16 875	23
	BAHAMAS	REFRIGERATED CARGO	1	9 986	10 973	27
	BELIZE	OIL PRODUCTS TANKER	1	19 413	35 470	31
	CAMBODIA	GENERAL CARGO	1	9 493	13 650	33
	CYPRUS	CRUDE OIL TANKER	1	47 756	92 145	23
	CYPRUS	BULK DRY	12	339 249	593 554	26
	CYPRUS	GENERAL CARGO	10	97 459	154 816	25
	CYPRUS	REFRIGERATED CARGO	1	10 808	10 792	25
	CYPRUS	RO-RO CARGO	1	15 499	15 922	19
	EGYPT	OIL PRODUCTS TANKER	1	17 836	30 328	27
	GREECE	CRUDE OIL TANKER	8	652 622	1 293 514	25
	GREECE	OIL PRODUCTS TANKER	2	38 292	66 472	27
	GREECE	BULK DRY	3	54 119	93 097	31
	GREECE	BULK DRY/OIL	1	62 440	90 966	24
	GREECE	GENERAL CARGO	1	1 334	1 762	43
	GREECE	CONTAINER	1	57 802	47 733	27
	GREECE	PASSENGER (CRUISE)	1	4 890	942	52
	GREECE	TOWING/PUSHING	1	496	496	57
	HONDURAS	OIL PRODUCTS TANKER	1	16 948	30 328	27
	HONDURAS	GENERAL CARGO	1	1 152	1 718	34
	LEBANON	BULK DRY	1	35 083	61 495	27
	LIBERIA	CRUDE OIL TANKER	1	132 748	274 756	26
	LIBERIA	BULK DRY	4	99 951	171 094	26
	LIBERIA	OTHER BULK DRY	1	24 529	54 749	33
	LIBERIA	GENERAL CARGO	2	19 337	25 585	23
	MALTA	CHEMICAL	1	15 964	28 528	25
	MALTA	CRUDE OIL TANKER	9	760 567	1 539 513	25
	MALTA	OIL PRODUCTS TANKER	2	35 184	60 131	26
	MALTA	BULK DRY	12	286 105	500 594	27
	MALTA	GENERAL CARGO	6	55 162	85 364	25
	MALTA	REFRIGERATED CARGO	3	23 079	25 035	23
PANAMA	OIL PRODUCTS TANKER	4	64 430	110 592	25	
PANAMA	BULK DRY	12	311 814	537 714	27	
PANAMA	GENERAL CARGO	5	67 890	76 930	26	
PANAMA	RO-RO CARGO	1	22 293	8 870	27	
SAINT VINCENT	OIL PRODUCTS TANKER	1	16 494	28 268	28	

TABLE 8B DISPOSALS - BY NATIONALITY OF OWNER, REGISTRATION AND SHIPTYPE CATEGORY

2000

NATIONALITY	REGISTRATION	SHIPTYPE CATEGORY	No.	DISPOSALS			Age
				GT	Dwt		
GREECE (Continued)	SAINT VINCENT	BULK DRY	2	26 097	44 992	28	
	SAINT VINCENT	BULK DRY/OIL	1	89 385	158 570	25	
	SAINT VINCENT	GENERAL CARGO	7	61 405	78 892	25	
	SAINT VINCENT	REFRIGERATED CARGO	3	25 729	23 598	22	
	SAINT VINCENT	OTHER FISHING	1	12 374	9 228	23	
	THAILAND	BULK DRY	1	11 866	19 464	30	
HONDURAS	HONDURAS	GENERAL CARGO	1	198	550	31	
HONG KONG, CHINA	BAHAMAS	GENERAL CARGO	1	11 402	19 120	28	
	CYPRUS	OIL PRODUCTS TANKER	1	49 851	96 455	25	
	LIBERIA	CRUDE OIL TANKER	2	151 935	310 131	25	
	PANAMA	OIL PRODUCTS TANKER	1	48 736	89 753	25	
	PANAMA	GENERAL CARGO	1	7 593	11 488	24	
	SAINT VINCENT	GENERAL CARGO	2	11 143	15 358	27	
INDIA	INDIA	OIL PRODUCTS TANKER	4	62 409	107 330	25	
	INDIA	BULK DRY	2	26 967	43 215	24	
	INDIA	GENERAL CARGO	5	63 629	84 992	20	
	INDIA	TOWING/PUSHING	1	166	166	36	
	PANAMA	OIL PRODUCTS TANKER	1	14 418	24 490	24	
	SAINT VINCENT	BULK DRY	1	16 233	26 513	26	
	SAINT VINCENT	GENERAL CARGO	2	14 875	19 699	25	
INDONESIA	INDONESIA	OIL PRODUCTS TANKER	3	34 198	58 820	25	
	INDONESIA	RO-RO CARGO	1	22 211	18 462	24	
IRAN	IRAN	CRUDE OIL TANKER	1	178 257	372 201	25	
	IRAN	BULK DRY	1	16 723	27 359	29	
	IRAN	REFRIGERATED CARGO	1	14 512	15 710	28	
IRISH REPUBLIC	IRISH REPUBLIC	DREDGING	1	418	888	40	
ISRAEL	PANAMA	REFRIGERATED CARGO	1	10 559	10 736	26	
ITALY	BAHAMAS	GENERAL CARGO	1	6 704	9 985	28	
	ITALY	LPG TANKER	2	3 299	3 574	33	
	ITALY	CHEMICAL	1	1 439	2 218	38	
	ITALY	CRUDE OIL TANKER	2	35 132	58 042	31	
	ITALY	OIL PRODUCTS TANKER	5	52 085	89 707	32	
	ITALY	GENERAL CARGO	2	3 177	5 049	30	
	ITALY	PASSENGER/RO-RO CARGO	1	4 887	1 856	35	
	LIBERIA	BULK DRY/OIL	1	62 031	99 496	23	
	MALTA	OIL PRODUCTS TANKER	2	54 902	96 570	26	
	MALTA	BULK DRY	1	25 305	41 270	29	
	SAINT VINCENT	GENERAL CARGO	3	39 303	58 015	24	
JAPAN	CHILE	FISH CATCHING	1	1 314	1 182	39	
	JAPAN	CHEMICAL	4	885	1 904	28	
	JAPAN	OIL PRODUCTS TANKER	5	1 979	3 922	22	
	JAPAN	OTHER LIQUIDS	2	380	586	42	
	JAPAN	OTHER BULK DRY	2	691	1 700	21	
	JAPAN	GENERAL CARGO	6	1 452	3 672	25	
	JAPAN	PASSENGER SHIP	1	129	12	25	
	JAPAN	FISH CATCHING	59	11 471	12 225	17	

TABLE 8B DISPOSALS - BY NATIONALITY OF OWNER, REGISTRATION AND SHIPTYPE CATEGORY

2000

NATIONALITY	REGISTRATION	SHIPTYPE CATEGORY	DISPOSALS			
			No.	GT	Dwt	Age
JAPAN (Continued)	JAPAN	OTHER FISHING	1	758	758	42
	JAPAN	OTHER ACTIVITIES	6	2 633	3 978	29
	NORWAY (NIS)	RO-RO CARGO	2	9 486	3 912	20
	PANAMA	BULK DRY	1	31 644	56 242	24
	PANAMA	REFRIGERATED CARGO	1	2 453	3 237	27
	PANAMA	RO-RO CARGO	3	68 816	40 002	22
	SINGAPORE	RO-RO CARGO	1	46 576	14 409	22
JORDAN	JORDAN	RO-RO CARGO	1	4 151	4 470	33
KENYA	BAHAMAS	OIL PRODUCTS TANKER	1	6 397	12 125	28
KOREA (NORTH)	KOREA (NORTH)	GENERAL CARGO	3	25 264	38 045	28
KOREA (SOUTH)	KOREA (SOUTH)	OTHER BULK DRY	1	612	1 163	27
	KOREA (SOUTH)	GENERAL CARGO	1	13 029	20 914	21
	KOREA (SOUTH)	FISH CATCHING	1	1 949	2 334	36
LATVIA	LATVIA	FISH CATCHING	1	522	255	40
LEBANON	LEBANON	GENERAL CARGO	2	4 961	6 960	33
	SAINT VINCENT	OTHER DRY CARGO	1	1 870	1 933	40
LIBERIA	BELIZE	GENERAL CARGO	2	23 968	35 900	23
	BELIZE	OTHER ACTIVITIES	1	6 108	5 511	29
	CAMBODIA	GENERAL CARGO	1	4 817	5 970	32
	LIBERIA	BULK DRY	1	11 883	19 332	25
	MALTA	OIL PRODUCTS TANKER	1	20 455	29 990	27
	PANAMA	BULK DRY	1	20 400	34 173	27
	PANAMA	PASSENGER/RO-RO CARGO	1	644	100	20
	SAINT VINCENT	GENERAL CARGO	2	28 026	29 127	26
	SAINT VINCENT	FISH CATCHING	1	2 647	1 645	25
	SAINT VINCENT	RESEARCH	1	9 363	2 060	14
LITHUANIA	LITHUANIA	FISH CATCHING	1	2 753	1 518	34
MALAYSIA	MALAYSIA	GENERAL CARGO	2	19 383	27 975	25
	MALAYSIA	RO-RO CARGO	1	5 581	6 880	28
MALDIVE ISLANDS	MALDIVE ISLANDS	GENERAL CARGO	1	855	914	43
MALTA	BELIZE	GENERAL CARGO	1	4 659	6 459	33
	CAMBODIA	GENERAL CARGO	1	9 883	12 652	30
	MALTA	OIL PRODUCTS TANKER	1	30 605	56 048	24
	MALTA	BULK DRY	1	11 280	18 754	24
MARSHALL ISLANDS	BARBADOS	REFRIGERATED CARGO	1	7 576	7 340	31
MONACO	BAHAMAS	GENERAL CARGO	1	17 367	20 749	23
	MALTA	OIL PRODUCTS TANKER	3	50 369	87 742	29
	MALTA	BULK DRY	1	25 115	40 610	30
	PANAMA	CHEMICAL	1	4 717	7 889	26
MYANMAR	MYANMAR	CONTAINER	1	24 415	25 297	26

TABLE 8B DISPOSALS - BY NATIONALITY OF OWNER, REGISTRATION AND SHIPTYPE CATEGORY

2000

NATIONALITY	REGISTRATION	SHIPTYPE CATEGORY	DISPOSALS			
			No.	GT	Dwt	Age
NETHERLANDS	HONDURAS	GENERAL CARGO	1	14 959	29 486	29
	HONG KONG, CHINA	GENERAL CARGO	1	15 111	21 200	22
	PHILIPPINES	OTHER DRY CARGO	1	1 466	836	35
NORWAY	BAHAMAS	CRUDE OIL TANKER	1	134 146	276 050	25
	BAHAMAS	BULK DRY	1	29 985	51 300	28
	BAHAMAS	RO-RO CARGO	1	4 343	2 175	23
	LIBERIA	OIL PRODUCTS TANKER	1	17 123	30 607	27
	LIBERIA	OTHER BULK DRY	1	36 785	46 599	26
	MALTA	CRUDE OIL TANKER	5	299 608	585 605	25
	NORWAY	FISH CATCHING	1	497	497	68
	NORWAY (NIS)	LPG TANKER	1	31 254	38 928	29
	NORWAY (NIS)	CRUDE OIL TANKER	4	373 336	772 218	24
	NORWAY (NIS)	OIL PRODUCTS TANKER	1	71 107	139 209	24
	NORWAY (NIS)	RO-RO CARGO	1	25 944	9 485	26
	UNITED STATES OF AMERICA	FISH CATCHING	6	11 621	7 503	22
PAKISTAN	LIBERIA	LPG TANKER	1	4 266	5 809	29
PANAMA	BAHAMAS	RO-RO CARGO	1	5 605	3 063	23
	BELIZE	OIL PRODUCTS TANKER	1	10 232	16 540	29
	BELIZE	GENERAL CARGO	1	10 178	13 356	27
	PANAMA	GENERAL CARGO	1	7 225	11 200	24
	PANAMA	PASSENGER/RO-RO CARGO	1	5 648	1 829	31
PHILIPPINES	PHILIPPINES	GENERAL CARGO	3	11 021	15 901	24
	PHILIPPINES	PASSENGER/GENERAL CARGO	2	7 745	3 535	28
	PHILIPPINES	CONTAINER	1	2 999	4 119	30
	PHILIPPINES	PASSENGER/RO-RO CARGO	1	4 395	2 470	27
POLAND	PANAMA	BULK DRY	1	20 286	31 910	26
	POLAND	CHEMICAL	2	13 399	19 477	25
	POLAND	BULK DRY	2	40 879	66 900	25
	POLAND	FISH CATCHING	1	2 998	1 526	24
ROMANIA	MALTA	GENERAL CARGO	2	18 092	23 682	30
	ROMANIA	GENERAL CARGO	11	50 429	72 024	25
	SYRIA	GENERAL CARGO	1	2 146	3 220	34
RUSSIA	CAMBODIA	RO-RO CARGO	1	8 496	4 600	24
	MALTA	OIL PRODUCTS TANKER	1	10 504	18 797	32
	RUSSIA	OTHER BULK DRY	1	720	870	35
	RUSSIA	GENERAL CARGO	7	23 918	26 400	32
	RUSSIA	CONTAINER	1	7 312	6 407	26
	RUSSIA	RO-RO CARGO	2	17 780	11 728	22
	RUSSIA	FISH CATCHING	8	16 540	7 849	25
	RUSSIA	OTHER FISHING	5	35 879	26 244	28
	RUSSIA	TOWING/PUSHING	1	225	46	35
SAINT KITTS-NEVIS	CAMBODIA	GENERAL CARGO	1	1 898	1 964	28
	SAINT VINCENT	OTHER ACTIVITIES	1	880	176	40
SAINT VINCENT	SAINT VINCENT	GENERAL CARGO	1	1 963	2 097	43
SAUDI ARABIA	LIBERIA	CRUDE OIL TANKER	2	294 667	622 967	25

TABLE 8B DISPOSALS - BY NATIONALITY OF OWNER, REGISTRATION AND SHIP TYPE CATEGORY

2000

NATIONALITY	REGISTRATION	SHIP TYPE CATEGORY	No.	DISPOSALS		Age
				GT	Dwt	
SAUDI ARABIA (Continued)	SAUDI ARABIA	OIL PRODUCTS TANKER	1	23 598	39 115	26
	SAUDI ARABIA	GENERAL CARGO	2	20 457	29 392	28
	SAUDI ARABIA	REFRIGERATED CARGO	1	8 769	6 227	29
SINGAPORE	BELIZE	GENERAL CARGO	1	11 744	13 500	26
	PANAMA	GENERAL CARGO	3	26 501	35 378	26
	SAINT VINCENT	GENERAL CARGO	1	8 142	10 220	26
	SINGAPORE	CRUDE OIL TANKER	1	114 446	232 530	25
	SINGAPORE	OIL PRODUCTS TANKER	1	13 332	22 705	27
	SINGAPORE	GENERAL CARGO	3	26 475	38 164	25
	SINGAPORE	CONTAINER	1	9 690	13 140	22
	SINGAPORE	TOWING/PUSHING	1	125	125	17
SOUTH AFRICA	MAURITIUS	GENERAL CARGO	2	23 040	26 813	24
SPAIN	PORTUGAL (MAR)	GENERAL CARGO	1	866	1 195	22
	SPAIN	PASSENGER/RO-RO CARGO	1	2 753	2 338	24
	SPAIN	FISH CATCHING	14	5 122	5 093	34
SWEDEN	PANAMA	OTHER ACTIVITIES	1	3 805	5 032	56
	SINGAPORE	RO-RO CARGO	1	24 888	11 038	22
SWITZERLAND	LIBERIA	BULK DRY/OIL	1	62 031	105 016	24
	MALTA	OIL PRODUCTS TANKER	2	35 156	63 070	28
	PANAMA	GENERAL CARGO	2	27 295	40 544	31
	PANAMA	RO-RO CARGO	1	6 602	3 695	28
	SAINT VINCENT	GENERAL CARGO	1	10 046	13 900	24
SYRIA	SYRIA	GENERAL CARGO	3	8 077	11 877	33
THAILAND	PANAMA	LPG TANKER	1	1 217	1 103	30
	PANAMA	GENERAL CARGO	2	22 168	29 394	23
	SINGAPORE	BULK DRY	1	10 675	17 161	23
	SINGAPORE	GENERAL CARGO	3	30 760	48 278	23
	THAILAND	GENERAL CARGO	3	26 075	35 373	24
TUNISIA	SAINT VINCENT	RO-RO CARGO	1	4 307	2 429	24
	UNKNOWN	OIL PRODUCTS TANKER	1	13 151	22 698	27
TURKEY	BAHAMAS	BULK DRY	1	3 923	5 735	30
	BELIZE	GENERAL CARGO	2	7 951	10 913	25
	MALTA	GENERAL CARGO	1	2 736	3 700	32
	TURKEY	CRUDE OIL TANKER	1	46 975	89 091	32
	TURKEY	OIL PRODUCTS TANKER	2	23 982	38 850	38
	TURKEY	BULK DRY	5	99 117	167 060	27
	TURKEY	GENERAL CARGO	5	33 196	44 033	37
	TURKEY	PASSENGER SHIP	2	1 291	1 291	40
	TURKEY	GENERAL CARGO	1	1 291	1 291	40
UKRAINE	MALTA	BULK DRY	1	16 074	22 687	30
	MALTA	GENERAL CARGO	3	34 070	49 578	25
	PANAMA	REFRIGERATED CARGO	2	27 014	23 034	26
	SAINT VINCENT	GENERAL CARGO	5	57 290	75 966	25
	SAINT VINCENT	CONTAINER	1	5 358	6 370	27
	UKRAINE	BULK DRY	1	30 575	52 700	27
	UKRAINE	FISH CATCHING	5	9 726	4 525	27
	UKRAINE	OTHER ACTIVITIES	1	2 821	4 525	27

TABLE 8B DISPOSALS - BY NATIONALITY OF OWNER, REGISTRATION AND SHIPTYPE CATEGORY

2000

NATIONALITY	REGISTRATION	SHIPTYPE CATEGORY	No.	DISPOSALS		
				GT	Dwt	Age
UNITED ARAB EMIRATES	BELIZE	BULK DRY	1	30 195	50 250	24
	BELIZE	RO-RO CARGO	1	2 200	3 715	35
	BOLIVIA	LPG TANKER	1	1 999	2 713	29
	BOLIVIA	BULK DRY	1	23 256	41 751	27
	CAMBODIA	BULK DRY	1	7 482	11 848	26
	MALTA	GENERAL CARGO	3	31 191	35 935	25
	PANAMA	OIL PRODUCTS TANKER	1	22 583	39 998	23
	PANAMA	BULK DRY	1	15 166	25 541	26
	PANAMA	GENERAL CARGO	3	27 728	41 143	21
	SAINT VINCENT	BULK DRY	1	37 535	67 807	26
	SAINT VINCENT	GENERAL CARGO	3	17 673	25 881	28
	SAINT VINCENT	RESEARCH	1	4 842	3 495	30
	UNITED ARAB EMIRATES	BULK DRY	1	19 237	36 080	31
	UNKNOWN	OIL PRODUCTS TANKER	1	1 047	1 391	42
UNITED KINGDOM	BAHAMAS	BULK DRY	2	34 950	54 645	28
	BAHAMAS	GENERAL CARGO	2	14 413	20 784	23
	BAHAMAS	RO-RO CARGO	1	10 696	22 211	24
	BELIZE	RESEARCH	1	3 066	1 230	32
	BERMUDA	CRUDE OIL TANKER	3	390 435	809 346	25
	BERMUDA	CONTAINER	1	56 822	47 422	28
	HONG KONG, CHINA	CONTAINER	1	25 407	23 415	30
	ISLE OF MAN	BULK DRY	1	7 702	12 328	23
	ISLE OF MAN	GENERAL CARGO	1	11 956	15 460	26
	LIBERIA	BULK DRY	1	15 998	27 226	25
	LIBERIA	OTHER DRY CARGO	1	4 189	4 990	27
	MALTA	CRUDE OIL TANKER	1	75 215	155 106	25
	PANAMA	GENERAL CARGO	2	18 200	30 305	28
	SAINT VINCENT	BULK DRY	2	45 512	74 496	26
	SAINT VINCENT	GENERAL CARGO	1	7 796	15 190	29
	SAINT VINCENT	RO-RO CARGO	1	7 782	5 811	29
	SAINT VINCENT	FISH CATCHING	1	2 647	1 685	26
	SAINT VINCENT	RESEARCH	1	9 433	2 150	12
	UNITED KINGDOM	OIL PRODUCTS TANKER	1	15 163	25 498	27
	UNITED KINGDOM	DREDGING	1	1 252	1 252	39
UNITED STATES OF AMERICA	BAHAMAS	CRUDE OIL TANKER	1	126 723	268 430	27
	CAMBODIA	GENERAL CARGO	1	3 086	3 797	34
	FRENCH ANTARCTIC TERRITORY	CRUDE OIL TANKER	1	138 589	279 938	24
	LIBERIA	CHEMICAL	2	29 086	46 598	30
	LIBERIA	CRUDE OIL TANKER	1	50 222	81 278	25
	LIBERIA	BULK DRY	1	20 093	34 186	27
	MARSHALL ISLANDS	CRUDE OIL TANKER	3	343 209	684 085	25
	PANAMA	CRUDE OIL TANKER	1	65 938	130 498	24
	PANAMA	OIL PRODUCTS TANKER	1	17 330	32 742	35
	PANAMA	GENERAL CARGO	1	5 981	8 750	26
	PANAMA	TOWING/PUSHING	2	1 195	1 305	32
	UNITED KINGDOM	OIL PRODUCTS TANKER	2	23 795	40 597	27
	UNITED STATES OF AMERICA	OIL PRODUCTS TANKER	1	13 919	31 081	36
	UNITED STATES OF AMERICA	RO-RO CARGO	1	31 517	18 725	32
	UNITED STATES OF AMERICA	FISH CATCHING	2	3 524	2 870	21

TABLE 9 DISPOSALS - BY COUNTRY OF BREAKING, SHIP BREAKER AND SHIPTYPE CATEGORY

2000

COUNTRY OF BREAKING	SHIP BREAKER / PLACE	SHIPTYPE	No.	GT	Dwt	Age
BANGLADESH	Chittagong Roads	CRUDE OIL TANKER	1	114 671	234 925	25
	Chittagong	CRUDE OIL TANKER	17	1 169 759	2 345 881	26
	Chittagong	OIL PRODUCTS TANKER	15	358 171	645 526	27
	Chittagong	BULK DRY	8	164 427	278 127	25
	Chittagong	BULK DRY/OIL	1	89 421	129 017	17
	Chittagong	GENERAL CARGO	15	148 526	222 492	25
	Chittagong	CONTAINER	1	9 690	13 140	22
	Chittagong	RO-RO CARGO	1	9 479	5 600	17
	Chittagong	OTHER ACTIVITIES	1	5 993	5 495	27
	KABIR STEEL LTD.	CRUDE OIL TANKER	1	158 529	333 750	26
	Z.N. ENTERPRISE	CRUDE OIL TANKER	1	178 257	372 201	25
CHINA	Jiangyin, Jiangsu Prov.	BULK DRY	1	11 280	18 754	24
	Jiangyin, Jiangsu Prov.	GENERAL CARGO	1	11 402	19 120	28
	Jiangyin, Jiangsu Prov.	RO-RO CARGO	1	24 888	11 038	22
	Panyu, Guangdong Prov.	OIL PRODUCTS TANKER	1	11 897	20 087	25
	Panyu, Guangdong Prov.	CONTAINER	1	14 152	15 764	24
	Xingang, Tianjin	GENERAL CARGO	2	23 256	33 709	23
	Zhangjiagang, Jiangsu Prov.	BULK DRY	1	31 644	56 242	24
	Zhangjiagang, Jiangsu Prov.	GENERAL CARGO	1	11 976	15 461	27
	Zhangjiagang, Jiangsu Prov.	RO-RO CARGO	1	26 039	11 709	22
	Zhenjiang, Jiangsu Prov.	CONTAINER	1	57 802	47 733	27
	CHINA NATIONAL SHIPBREAKING CORP. (CNSC)	GENERAL CARGO	1	7 593	11 488	24
	Guangzhou, Guangdong Prov.	CRUDE OIL TANKER	1	135 712	276 069	25
	Guangzhou, Guangdong Prov.	BULK DRY	1	14 953	25 651	29
	Guangzhou, Guangdong Prov.	GENERAL CARGO	2	16 807	22 710	23
	Guangzhou, Guangdong Prov.	REFRIGERATED CARGO	1	13 496	11 614	25
	Huangpu, Guangdong Prov.	BULK DRY	1	11 085	18 842	28
	Huangpu, Guangdong Prov.	REFRIGERATED CARGO	1	13 518	11 420	26
	Nanjing, Jiangsu Prov.	BULK DRY	1	33 406	55 060	25
	Ningbo, Zhejiang Prov.	GENERAL CARGO	1	1 119	1 000	21
	Shanghai	CRUDE OIL TANKER	1	70 858	135 000	25
	Shanghai	OIL PRODUCTS TANKER	1	16 494	28 768	28
	Shanghai	BULK DRY/OIL	1	85 385	158 570	25
	Shanghai	GENERAL CARGO	2	7 925	10 992	27
	Shanghai	CONTAINER	1	56 822	47 422	28
	Shanghai	OTHER FISHING	1	13 491	9 118	36
	Shidao, Shandong Prov.	GENERAL CARGO	1	2 726	3 354	34
	SHUANGSHUI SHIPBREAKING & STEEL ROLLING CO.	CRUDE OIL TANKER	1	130 145	269 881	24
	TIANJIN TIANMA SHIPBREAKING CO. LTD.	CONTAINER	1	7 251	6 766	26
	Xinhui, Guangdong Prov.	CHEMICAL	1	17 905	29 990	28
	Xinhui, Guangdong Prov.	CRUDE OIL TANKER	10	973 374	1 961 087	25

TABLE 9 DISPOSALS - BY COUNTRY OF BREAKING, SHIP BREAKER AND SHIPTYPE CATEGORY

2000

COUNTRY OF BREAKING	SHIP BREAKER / PLACE	SHIPTYPE				
			No.	GT	Dwt	Age
CHINA (Continued)	Xinhui, Guangdong Prov.	OIL PRODUCTS TANKER	1	17 832	29 967	28
	Xinhui, Guangdong Prov.	BULK DRY	3	108 360	189 597	26
	Xinhui, Guangdong Prov.	BULK DRY/OIL	2	124 471	195 982	24
	Xinhui, Guangdong Prov.	GENERAL CARGO	7	50 552	68 029	24
	Xinhui, Guangdong Prov.	PASSENGER/GENERAL CARGO	3	9 792	8 615	33
	Xinhui, Guangdong Prov.	CONTAINER	2	8 745	10 682	27
	Xinhui, Guangdong Prov.	REFRIGERATED CARGO	3	25 729	23 598	22
	Xinhui, Guangdong Prov.	PASSENGER/RO-RO CARGO	1	4 395	2 470	27
	Xinhui, Guangdong Prov.	OTHER FISHING	2	18 099	15 077	21
	XINHUI SHIP BREAKING FACTORY	OIL PRODUCTS TANKER	1	15 163	25 498	27
	unknown	CHEMICAL	1	15 964	28 528	25
	unknown	CRUDE OIL TANKER	2	186 877	361 789	25
	unknown	BULK DRY	1	20 093	34 186	27
	unknown	BULK DRY/OIL	2	104 550	177 626	25
unknown	GENERAL CARGO	3	30 643	43 980	25	
unknown	CONTAINER	2	41 797	44 880	29	
INDIA	Alang	LPG TANKER	1	31 254	38 928	29
	Alang	CHEMICAL	2	26 202	39 828	26
	Alang	CRUDE OIL TANKER	5	413 820	839 658	29
	Alang	OIL PRODUCTS TANKER	19	382 357	689 099	28
	Alang	OTHER LIQUIDS	1	17 955	31 299	27
	Alang	BULK DRY	48	936 353	1 589 401	27
	Alang	BULK DRY/OIL	1	66 234	122 146	24
	Alang	OTHER BULK DRY	1	12 127	31 262	40
	Alang	GENERAL CARGO	73	659 273	880 730	27
	Alang	CONTAINER	3	59 491	66 006	26
	Alang	REFRIGERATED CARGO	4	44 075	43 702	27
	Alang	RO-RO CARGO	9	150 048	104 793	25
	Alang	PASSENGER/RO-RO CARGO	3	19 371	4 489	37
	Alang	PASSENGER (CRUISE)	1	4 890	942	52
	Alang	PASSENGER SHIP	1	511	511	41
	Alang	FISH CATCHING	8	22 156	10 298	25
	Alang	RESEARCH	1	3 066	1 230	32
	Jamnagar	BULK DRY	1	17 301	28 757	27
	AJAY ALLOYS CAST (PVT.) LTD.	GENERAL CARGO	2	12 144	17 040	22
	ALANG AUTO & ENGINEERING CO. (PVT.)	BULK DRY	1	33 921	55 012	25
ALANG SHIPBREAKERS PVT. LTD.	BULK DRY	2	65 399	114 313	27	
ALANG SHIPBREAKING CORP.	GENERAL CARGO	1	8 109	10 779	25	
ANNAPURNA SHIPBREAKING CO.	CONTAINER	1	5 358	6 270	27	
APOLLO VIKAS STEEL PVT. LTD.	RO-RO CARGO	1	16 911	5 974	22	

TABLE 9 DISPOSALS - BY COUNTRY OF BREAKING, SHIP BREAKER AND SHIPTYPE CATEGORY

2000

COUNTRY OF BREAKING	SHIP BREAKER / PLACE	SHIPTYPE				
			No.	GT	Dwt	Age
INDIA (Continued)	ARIHANT SHIPBREAKERS	BULK DRY	1	62 233	115 200	27
	ARTI SHIPBREAKERS	OIL PRODUCTS TANKER	1	15 015	25 400	28
	ARYA SHIPBREAKING CO. PVT. LTD.	BULK DRY	1	62 585	108 890	20
	ARYA STEEL	RO-RO CARGO	1	31 517	18 725	32
	ASHWIN CORP.	BULK DRY	1	18 049	28 559	26
	ASHWIN CORP.	GENERAL CARGO	1	5 981	8 750	26
	ATAMMANOHAR SHIP BREAKERS PVT. LTD.	REFRIGERATED CARGO	1	10 559	10 736	26
	BALDEV SHIPBREAKERS LTD.	LPG TANKER	1	1 999	2 713	29
	BANSAL SHIPBREAKERS	CHEMICAL	1	14 780	24 222	29
	Calcutta	BULK DRY	1	10 099	17 622	27
	Calcutta	GENERAL CARGO	10	95 311	140 935	26
	Calcutta	OTHER DRY CARGO	1	4 189	4 990	27
	Cochin	REFRIGERATED CARGO	1	2 453	3 237	27
	CAPITAL STEEL CORP.	OIL PRODUCTS TANKER	1	12 720	21 457	31
	CHAUDHARY INDUSTRIES	OTHER BULK DRY	1	24 529	54 749	33
	CHHOTELAL, BHIKAMAL	BULK DRY	1	37 535	67 807	26
	CROWN STEEL CO.	CHEMICAL	1	36 697	66 609	21
	DHAN STEEL	BULK DRY	1	16 233	26 513	26
	DHAN STEEL	GENERAL CARGO	1	9 100	15 130	27
	DHANNAMAL, JAWANDAMAL,	REFRIGERATED CARGO	1	7 576	7 340	31
	DIAMOND INDUSTRIES (SHIP BREAKING DIV.)	RO-RO CARGO	1	7 663	4 463	25
	FAMOUS SHIPBREAKING INDUSTRIES	GENERAL CARGO	1	8 741	15 241	26
	G.K. STEEL	GENERAL CARGO	2	23 117	30 437	25
	G.N. SHIPBREAKERS	BULK DRY	1	15 998	27 370	29
	GAUTAM SHIPBREAKING INDUSTRIES PVT.	BULK DRY/OIL	1	59 307	105 016	25
	GHAZIABAD SHIPBREAKERS PVT. LTD.	BULK DRY	1	16 342	26 898	26
	GHAZIABAD SHIPBREAKERS PVT. LTD.	GENERAL CARGO	1	15 670	23 740	22
	GOHILWAD SHIPBREAKING CO.	OIL PRODUCTS TANKER	1	18 640	32 879	28
	GOYAL TRADERS (PVT.) LTD.	RESEARCH	1	9 363	2 060	14
	GUJARAT SHIP TRADING CORP.	CRUDE OIL TANKER	1	48 427	91 838	23
	GUPTA STEEL	GENERAL CARGO	1	9 646	14 956	28
	GURU AASHISH SHIPBREAKERS	CRUDE OIL TANKER	1	37 083	66 060	26
	GURU AASHISH SHIPBREAKERS	BULK DRY	1	12 390	20 461	30
	HARYANA STEEL CO.	CRUDE OIL TANKER	2	228 369	478 705	24
	HARYANA STEEL CO.	GENERAL CARGO	2	26 339	32 355	20
	HATIMI STEEL INTERNATIONAL	BULK DRY	1	15 832	28 075	29
	HINDUSTAN STEEL INDUSTRIES	BULK DRY	1	22 146	38 264	29
	HUSSAIN SHETH SHIP BREAKERS	BULK DRY	1	30 575	52 700	26
	HUSSAIN SHETH SHIP BREAKERS	RO-RO CARGO	1	25 944	9 485	26

TABLE 9 DISPOSALS - BY COUNTRY OF BREAKING, SHIP BREAKER AND SHIPTYPE CATEGORY

2000

COUNTRY OF BREAKING	SHIP BREAKER / PLACE	SHIPTYPE				
			No.	GT	Dwt	Age
INDIA (Continued)	INTERNATIONAL STEEL CORP.	CRUDE OIL TANKER	1	132 748	274 756	26
	ISPAT TRADERS	BULK DRY	1	12 088	18 880	30
	ISPAT TRADERS	GENERAL CARGO	1	5 665	7 320	32
	J.K. INDUSTRIES	OIL PRODUCTS TANKER	2	47 196	78 230	26
	JAI BHARAT STEEL CO.	REFRIGERATED CARGO	1	6 478	5 687	22
	JAI BHARAT STEEL CO.	OTHER FISHING	1	12 703	9 606	21
	JAI JAGDISH SHIPBREAKING	GENERAL CARGO	1	9 605	12 701	30
	KALATHIA SHIPBREAKING PVT. LTD., R.L.	OIL PRODUCTS TANKER	1	14 418	24 490	24
	KAMDAR & ASSOCIATES	CRUDE OIL TANKER	1	137 364	289 980	25
	KATHIARWAD STEELS	GENERAL CARGO	1	6 022	8 659	27
	KIRAN SHIPBREAKING CO.	OIL PRODUCTS TANKER	1	13 356	22 726	27
	KIRAN SHIPBREAKING CO.	GENERAL CARGO	1	9 100	15 175	29
	KUMAR STEELS	OIL PRODUCTS TANKER	1	15 979	27 648	25
	LAXMI STEEL RE-ROLLING MILLS	BULK DRY	1	30 575	52 700	27
	M.T. SHIP BREAKERS	CRUDE OIL TANKER	1	126 143	260 849	25
	Mumbai	CHEMICAL	2	8 025	11 646	27
	Mumbai	OIL PRODUCTS TANKER	3	36 049	68 131	38
	Mumbai	BULK DRY	1	13 015	22 059	25
	Mumbai	GENERAL CARGO	24	169 717	239 666	29
	Mumbai	CONTAINER	1	7 312	6 407	26
	Mumbai	REFRIGERATED CARGO	3	22 452	24 548	27
	Mumbai	RO-RO CARGO	2	9 982	9 526	32
	Mumbai	OTHER DRY CARGO	1	1 870	1 933	40
	Mumbai	FISH CATCHING	1	2 753	1 518	34
	Mumbai	OTHER FISHING	1	5 816	5 816	21
	Mumbai	TOWING/PUSHING	1	166	166	36
	Mumbai	OTHER ACTIVITIES	1	6 108	5 511	29
	MADHAV INDUSTRIAL CORP.	BULK DRY	1	20 989	37 616	24
	MAHAVIR INDUCTOMELT (PVT.) LTD.	GENERAL CARGO	1	11 938	18 325	26
	MAHENDRA STEEL TRADERS	CHEMICAL	1	36 697	66 726	21
	MARIA SHIPBREAKING PVT. LTD.	BULK DRY	1	20 593	33 450	25
	MAYUR STEEL CORP.	BULK DRY	1	17 475	27 269	28
	MELARAM, BAIJNATH	OIL PRODUCTS TANKER	1	13 151	22 698	27
	MELARAM, BAIJNATH	RESEARCH	1	4 842	3 495	30
	MERCURY MARINE	BULK DRY	1	9 126	19 906	23
	MERCURY MARINE INDUSTRIES PVT. LTD.	BULK DRY	1	11 424	19 027	23
	NAGARSETH SHIPBREAKERS	BULK DRY	1	35 083	61 495	27
	PRITI MARINE PVT. LTD.	GENERAL CARGO	1	11 956	15 460	26
	PRIYA BLUE INDUSTRIES (PVT.) LTD.	CRUDE OIL TANKER	1	188 947	402 834	22

TABLE 9 DISPOSALS - BY COUNTRY OF BREAKING, SHIP BREAKER AND SHIPTYPE CATEGORY						2000	
COUNTRY OF BREAKING	SHIP BREAKER / PLACE	SHIPTYPE					
			No.	GT	Dwt	Age	
INDIA (Continued)	R.K. INDUSTRIES (UNIT 2)	CRUDE OIL TANKER	2	193 447	393 315	27	
	RAJENDRA SHIP BREAKING (PVT.) LTD.	GENERAL CARGO	1	10 661	16 543	23	
	SAIBABA SHIPBREAKING CO.	RESEARCH	1	9 433	2 150	12	
	SANJAY STEEL CORP.	CHEMICAL	1	6 688	9 694	26	
	SANJAY STEEL CORP.	OIL PRODUCTS TANKER	1	14 243	22 610	30	
	SANJAY TRADE CORP.	OTHER BULK DRY	1	36 785	46 599	26	
	SAUMIL IMPEXT (PVT.) LTD.	GENERAL CARGO	1	11 520	14 463	23	
	SAURASHTRA ENTERPRISES LTD.	OTHER FISHING	1	12 374	9 228	26	
	SETH SHIPBREAKING CORP.	OIL PRODUCTS TANKER	1	16 236	27 648	25	
	SHIP TRADE CORP.	GENERAL CARGO	1	16 534	24 300	23	
	SHIV CORP.	OIL PRODUCTS TANKER	1	16 236	27 648	25	
	SHIV CORP.	PASSENGER/RO-RO CARGO	1	12 268	2 500	29	
	SHIV MARINE CORP.	BULK DRY	1	17 574	27 470	25	
	SHIVAM SHIPBREAKING CO.	GENERAL CARGO	1	8 373	14 934	29	
	SHRI RAM SHIPBREAKERS	GENERAL CARGO	1	9 605	12 280	30	
	SHRI RAM STEEL & ROLLING INDUSTRIES	OIL PRODUCTS TANKER	1	20 455	29 990	27	
	SHRI RAM STEEL & ROLLING INDUSTRIES	GENERAL CARGO	1	11 084	14 814	23	
	SUNIL STEEL CORP.	OIL PRODUCTS TANKER	1	17 886	29 910	26	
	TAGRIF SHIPBREAKING CO.	LPG TANKER	1	5 136	5 290	33	
	TDD SHIP BREAKERS	GENERAL CARGO	1	4 794	7 435	30	
	TRILOKCHAND CHOWDHURY FAMILY TRUST	GENERAL CARGO	1	11 420	16 875	23	
	TRIVENI SHIPPING CORP.	GENERAL CARGO	1	8 792	15 139	28	
	VIRAT SHIPBREAKING CORP.	GENERAL CARGO	1	17 367	20 749	23	
	VIRAT SHIPBREAKING CORP.	RO-RO CARGO	1	22 211	18 462	24	
	VIRENDRA & CO.	CRUDE OIL TANKER	1	65 938	130 498	24	
	WESTERN SHIPBREAKING CORP.	CHEMICAL	1	14 543	23 299	30	
	unknown	BULK DRY	1	13 661	22 629	27	
	unknown	GENERAL CARGO	2	18 124	22 820	24	
	PAKISTAN	Gadani Beach	LPG TANKER	1	4 266	5 809	29
		Gadani Beach	CRUDE OIL TANKER	7	534 680	1 043 561	24
Gadani Beach		OIL PRODUCTS TANKER	3	51 701	87 734	32	
Gadani Beach		BULK DRY	5	106 233	180 846	26	
Gadani Beach		GENERAL CARGO	3	24 951	37 994	30	
Gadani Beach		TOWING/PUSHING	2	1 195	1 305	32	
COMMERCIAL METAL		OIL PRODUCTS TANKER	1	1 047	1 391	42	
CONTINENTAL SHIPBREAKING CO.		CRUDE OIL TANKER	1	62 824	127 004	23	
S.S. ENTERPRISE		GENERAL CARGO	1	370	750	45	
S.S. ENTERPRISE		FISH CATCHING	1	1 949	2 334	36	

TABLE 10A DISPOSALS - BY REGISTRATION

2000

REGISTRATION	1995			1996			1997			1998			1999			2000		
	No.	GT	Age	No.	GT	Age	No.	GT	Age	No.	GT	Age	No.	GT	Age	No.	GT	Age
BAHAMAS	1	65 460	24	17	863 306	24	5	136 387	24	17	402 079	25	43	1 786 687	25	23	649 833	26
BRAZIL	1	18 318	22	1	5 386	19	16	266 405	34	1	11 188	18
CANADA	4	12 188	50	2	36 001	34	2	1 326	45	2	8 751	45	2	21 184	54	1	128	37
CHINA	7	181 757	29	23	244 848	26	18	220 262	26	29	346 034	26	13	184 653	25	2	27 284	28
CHINA (TAIWAN)	2	31 771	24	2	28 304	25
CYPRUS	10	603 625	23	34	1 151 431	25	39	1 032 284	25	50	1 125 500	24	56	1 547 314	25	28	587 613	25
DENMARK	5	1 829	27	1	231	34	1	225	30	1	296	33	2	10 565	48
DENMARK (DIS)	1	541	34
FRANCE	3	985	29	3	15 542	29	4	1 170	34
GERMANY	1	531	39	4	1 859	47
GREECE	24	689 139	36	22	586 361	34	13	229 766	31	18	447 043	26	25	1 358 485	28	18	871 995	31
HONDURAS	14	61 958	31	10	139 091	29	7	58 010	28	9	94 424	28	9	178 428	27	8	91 989	30
HONG KONG, CHINA	3	124 434	25	1	35 460	27	3	87 377	24	1	64 409	24	2	40 518	26
INDIA	6	37 528	24	8	307 664	21	6	78 088	24	3	56 995	25	5	90 583	27	13	285 086	24
INDONESIA	1	12 577	21	1	1 226	27	6	45 768	29	4	14 922	30	4	36 409	25
ITALY	8	16 330	36	13	63 928	36	2	1 664	47	3	37 059	33	14	112 740	32
JAPAN	148	184 508	21	178	40 644	20	157	77 084	21	159	163 495	22	219	97 295	18	93	21 387	21
KOREA (SOUTH)	3	138 280	23	1	91 608	22	3	51 800	26	3	78 230	26	2	14 667	25	3	15 590	28
LIBERIA	27	1 542 205	23	27	1 151 904	25	27	1 108 427	25	30	984 355	25	43	2 382 421	25	27	1 294 570	26
MALAYSIA	1	2 991	27	1	4 719	23	9	123 133	28	2	70 105	26	3	24 964	26
MALTA	18	371 170	26	26	465 546	27	35	602 509	26	59	1 224 875	26	71	1 963 248	25	66	1 953 617	26
MEXICO	1	12 763	31
NETHERLANDS	4	119 133	27
NORWAY	4	2 115	36	6	1 631	39	2	915	47	2	426	44	1	497	68
NORWAY (NIS)	3	275 630	27	4	144 134	24	3	242 448	24	4	377 902	24	9	800 371	24	11	663 915	25
PANAMA	53	1 183 354	27	74	1 523 260	26	60	1 086 406	27	113	2 754 351	26	117	2 153 479	26	76	1 122 941	27
PERU	1	4 297	29	1	15 297	26
PHILIPPINES	5	280 089	21	5	47 207	30	10	100 721	28	1	14 466	26	9	29 673	29
POLAND	1	2 440	18	3	19 316	26	11	100 593	27	11	211 307	26	4	62 449	26	5	57 276	25
RUSSIA	237	966 373	25	177	899 725	26	148	710 372	27	103	644 249	27	54	239 693	27	26	108 190	28
U.S.S.R.	1	1 848	39	3	8 954	43	1	238	41
SAINT VINCENT	21	340 996	30	38	610 854	26	75	1 621 195	28	66	1 556 957	26	74	1 307 915	27	60	787 597	26
SINGAPORE	2	16 313	28	7	232 827	22	10	168 493	25	10	139 856	25	15	350 351	23
SPAIN	56	19 518	28	52	16 824	29	22	5 444	33	25	6 801	30	32	10 177	33	20	8 753	34
SWEDEN	1	1 813	23
TURKEY	4	24 409	32	10	208 733	31	10	195 990	27	10	222 517	25	5	85 949	28	16	214 560	33
UNITED KINGDOM	8	132 451	28	8	61 898	26	8	120 585	33	6	29 756	30	13	80 931	34	4	40 210	30
UNITED STATES OF AMERICA	30	403 473	34	14	286 860	32	7	120 311	36	5	106 939	33	7	124 814	28	10	60 581	26
OTHER FLAG STATES	169	1 860 020	28	157	1 735 136	28	185	1 519 495	28	173	2 277 796	28	156	2 320 686	28	169	2 798 950	28
TOTALS	874	9 435 401	26	918	10 820 394	26	869	9 650 078	26	958	14 047 173	26	986	17 195 008	25	731	12 332 006	27

TABLE 10B DISPOSALS - BY NATIONALITY OF OWNER

2000

NATIONALITY	1995			1996			1997			1998			1999			2000		
	No.	GT	Age	No.	GT	Age	No.	GT	Age	No.	GT	Age	No.	GT	Age	No.	GT	Age
ALBANIA	2	17 298	37
ALGERIA	3	9 083	31
ARGENTINA	3	37 770	26	1	32 773	31	1	33 810	32	1	788	25	1	3 021	37
AUSTRALIA	1	232	29	1	16 214	27	1	12 704	25	1	26 032	21
AZERBAIJAN	2	9 429	27	1	756	29	2	3 752	29
BAHAMAS	1	2 790	18	1	12 703	21
BAHRAIN	1	1 152	32
BANGLADESH	2	19 997	26	3	21 873	22	2	17 524	25	3	23 671	25	2	16 797	28	1	8 541	29
BELGIUM	5	39 775	29	4	23 307	39	1	136	37	1	128	34	1	36 697	21
BELIZE	2	25 376	32	5	41 844	29	5	56 084	25	4	28 066	26	4	37 945	25
BRAZIL	2	92 006	21	1	73 688	20	1	5 386	19	17	289 993	33	2	20 314	21
BULGARIA	6	50 184	29	3	14 087	27	1	14 518	31	1	5 786	33	3	17 110	31	5	31 883	29
CAMBODIA	2	11 621	29	2	31 358	25
CANADA	14	160 655	34	4	69 133	30	2	1 326	45	2	8 751	45	2	21 184	54	1	128	37
CHILE	2	1 833	34	3	120 790	23	3	24 866	28	2	13 353	32	1	11 492	22
CHINA	11	209 345	29	27	355 286	26	28	385 773	26	47	687 904	26	28	562 645	25	5	100 292	26
CHINA (TAIWAN)	3	20 154	28	7	188 824	25	3	29 096	26	11	209 511	27	10	168 697	25	9	93 765	26
COLOMBIA	1	3 805	48
CROATIA	1	12 994	26	1	347	39	3	61 694	25	7	93 791	24	9	77 779	28	3	24 735	27
CUBA	6	11 605	19	1	215	19	2	1 000	27	4	46 713	28	1	1 917	31	1	6 315	23
CYPRUS	5	262 782	29	4	172 667	22	3	45 696	27	7	145 642	24	3	114 245	26	5	38 493	32
DENMARK	7	74 039	26	3	18 379	36	3	955	36	3	4 257	28	2	15 698	45	2	22 890	23
DJIBOUTI	1	1 194	44
DOMINICAN REPUBLIC	1	500	41
EGYPT	1	7 151	22	3	14 277	30	5	17 497	28	5	32 860	29	1	3 108	26	1	5 200	27
ESTONIA	5	4 626	29	3	11 888	23	1	225	29	4	14 290	26	3	27 219	28	3	8 142	23
FAEROES	1	1 036	36
FINLAND	1	122 713	21	4	231 684	24	1	43 114	23	2	42 746	27	6	297 776	25	2	106 122	25
FRANCE	3	3 586	28	3	15 542	29	3	746	36	2	149 333	23	5	169 096	26	1	20 537	22
GEORGIA	3	15 525	26	2	23 944	23	1	2 177	30	3	10 499	19	2	20 971	22
GERMANY	3	146 866	30	7	174 362	37	4	166 371	30	6	128 664	27	4	35 752	28
GHANA	1	2 579	22	2	302	33
GREECE	47	1 163 740	31	98	2 543 997	27	94	2 137 799	26	149	4 240 744	25	183	5 560 636	25	132	3 735 470	26
GRENADA	1	199	29
HONDURAS	3	6 167	34	1	988	30	1	496	40	1	198	31

TABLE 10B DISPOSALS - BY NATIONALITY OF OWNER

2000

NATIONALITY	1995			1996			1997			1998			1999			2000		
	No.	GT	Age	No.	GT	Age	No.	GT	Age	No.	GT	Age	No.	GT	Age	No.	GT	Age
HONG KONG, CHINA	4	173 697	25	10	385 326	26	9	108 145	26	19	585 890	25	14	590 085	25	8	280 660	26
HUNGARY	1	8 223	21
ICELAND	2	367	31	1	499	39	2	22 794	25	1	148	39
INDIA	7	47 016	24	9	316 642	21	9	140 303	25	12	153 930	25	15	256 682	26	16	198 697	24
INDONESIA	1	12 577	21	1	1 226	27	7	45 926	27	2	7 320	33	4	56 409	25
IRAN	7	621 440	23	1	17 851	25	1	20 402	24	6	211 202	26	2	33 392	25	3	209 492	27
IRISH REPUBLIC	1	1 223	29	1	200	34	1	2 177	30	1	418	40
ISRAEL	1	9 861	27	3	66 163	26	9	202 360	25	2	18 133	24	1	10 559	26
ITALY	9	49 178	35	14	81 706	35	3	17 319	39	2	17 264	26	8	95 379	30	21	288 264	30
JAPAN	118	386 976	21	134	289 269	20	152	541 237	21	149	356 978	22	215	280 746	18	95	180 667	21
JORDAN	1	50 490	25	1	8 977	22	1	19 227	31	1	4 151	33
KENYA	1	10 683	28	1	3 077	37	1	6 397	28
KOREA (NORTH)	2	22 091	29	2	125 557	29	4	37 967	28	3	29 711	26	2	15 825	27	3	25 264	28
KOREA (SOUTH)	6	382 504	23	5	103 889	24	5	78 929	25	4	95 347	26	2	14 667	25	3	15 590	28
KUWAIT	1	28 874	29	3	57 609	28
LATVIA	4	2 085	30	1	1 184	38	5	15 388	27	2	731	39	7	42 257	27	1	522	40
LEBANON	1	22 385	34	1	4 038	34	2	10 533	33	1	1 574	37	3	6 831	35
LIBERIA	7	208 336	28	9	356 868	24	9	94 612	26	9	336 761	24	7	131 925	25	12	128 311	25
LITHUANIA	16	80 606	23	4	18 267	21	2	5 777	18	2	15 757	28	1	2 753	34
MALAYSIA	1	2 991	27	1	4 719	23	8	37 728	29	3	71 511	29	3	24 964	26
MALDIVE ISLANDS	3	12 865	32	6	38 246	30	1	855	43
MALTA	1	12 588	27	8	38 727	37	6	25 424	32	7	109 009	28	3	105 303	25	4	56 427	28
MARSHALL ISLANDS	1	7 576	31
MAURITIUS	1	3 150	33	2	17 378	29
MEXICO	2	6 903	27	3	20 748	33
MONACO	1	21 065	22	1	39 909	23	2	18 824	30	6	97 568	28
MOROCCO	1	351	39	1	235	42
MYANMAR	1	24 415	26
NAMIBIA	2	2 870	24
NETHERLANDS	1	107 411	22	1	299	28	1	9 081	23	5	15 621	32	4	17 418	31	3	31 536	29
NEW ZEALAND	2	11 381	33
NIGERIA	1	14 167	23	1	8 874	30	1	8 939	27
NORWAY	12	516 550	29	19	479 054	30	9	406 196	25	17	692 651	27	27	1 540 114	26	24	1 035 749	26
PAKISTAN	3	49 500	28	3	28 766	29	3	33 421	25	2	19 113	22	3	57 741	23	1	4 266	29
PANAMA	10	66 956	30	15	215 270	27	8	76 054	27	10	303 920	28	10	92 204	27	5	38 888	27

TABLE 10B DISPOSALS - BY NATIONALITY OF OWNER

2000

NATIONALITY	1995			1996			1997			1998			1999			2000		
	No.	GT	Age	No.	GT	Age	No.	GT	Age	No.	GT	Age	No.	GT	Age	No.	GT	Age
PAPUA NEW GUINEA	1	211	23
PERU	2	5 267	27	3	33 460	17	1	140	26
PHILIPPINES	7	289 692	23	5	47 207	30	6	71 911	28	7	26 160	26
POLAND	1	2 440	18	3	19 316	26	10	92 210	27	15	258 539	25	8	115 509	25	6	77 562	25
PORTUGAL	1	430	65	1	1 966	19
ROMANIA	3	21 490	26	2	13 515	31	5	18 542	17	7	79 238	25	14	279 330	23	14	70 667	26
RUSSIA	236	896 824	25	174	904 968	26	150	750 857	27	103	648 559	27	53	296 878	27	27	121 374	28
SAINT KITTS-NEVIS	1	12 079	32	1	56 232	25	2	2 778	34
SAINT VINCENT	1	1 501	45	3	34 921	28	3	56 280	25	8	94 394	24	3	16 435	25	1	1 963	43
SAUDI ARABIA	3	16 306	34	2	26 354	31	1	6 589	33	4	170 142	29	6	347 491	27
SENEGAL	1	110	36
SINGAPORE	6	147 825	27	13	297 583	27	14	297 177	26	16	147 836	27	24	356 152	27	12	210 455	25
SLOVENIA	2	29 777	23
SOUTH AFRICA	2	2 247	28	1	1 573	35	1	8 689	28	2	8 788	28	1	8 689	31	2	23 040	24
SPAIN	52	30 633	28	47	180 070	29	22	16 567	32	23	6 418	30	25	15 845	33	16	8 741	33
SWEDEN	1	88 826	27	1	1 813	23	2	28 693	39
SWITZERLAND	1	37 784	29	2	44 116	26	1	43 188	23	9	196 940	26	7	158 423	26	7	141 130	27
SYRIA	2	7 467	32	4	23 859	34	3	8 077	33
TANZANIA	1	315	54	1	2 763	35
THAILAND	3	19 926	27	3	16 998	29	16	285 170	25	4	30 469	25	4	13 150	29	10	90 885	24
TONGA	1	499	31
TUNISIA	2	17 458	26
TURKEY	3	11 821	34	8	197 442	31	9	187 420	27	11	229 656	26	5	72 491	30	19	219 171	33
TURKMENISTAN	3	1 058	30	1	950	21
UKRAINE	34	138 784	28	38	286 071	27	48	389 315	29	38	175 982	28	26	222 617	28	19	186 100	26
UNITED ARAB EMIRATES	3	54 679	27	6	96 513	26	19	644 097	25	8	86 932	29	20	303 463	28	20	242 124	27
UNITED KINGDOM	14	418 458	27	11	90 748	25	20	464 219	29	27	875 897	26	35	1 273 016	27	26	758 634	26
UNITED STATES OF AMERICA	30	933 244	32	25	794 009	30	28	754 248	30	16	310 826	32	37	1 730 383	26	21	874 207	30
URUGUAY	1	256	64	1	2 396	27	1	3 384	35
VANUATU	1	9 598	30	1	9 598	30
VENEZUELA	1	2 777	29
VIETNAM	4	34 040	27	17	64 232	23	9	40 902	26	3	996	14	3	1 496	18
YEMEN	1	1 490	29
YUGOSLAVIA	2	18 998	27	1	17 233	30	1	15 372	26
UNKNOWN	111	1 061 845	27	126	1 149 393	25	80	529 292	29	89	1 142 780	27	93	1 396 267	28	93	1 748 903	29
TOTALS	874	9 435 401	26	918	10 820 394	26	869	9 650 078	26	958	14 047 173	26	986	17 188 008	25	731	12 332 026	27

TABLE 10C DISPOSALS - BY SHIPTYPE CATEGORY

2000

SHIPTYPE	1995			1996			1997			1998			1999			2000		
	No.	GT	Age	No.	GT	Age	No.	GT	Age	No.	GT	Age	No.	GT	Age	No.	GT	Age
LNG TANKER	1	20 653	33
LPG TANKER	6	6 949	26	8	23 728	29	14	52 250	30	9	34 140	30	6	44 184	32	7	47 171	31
CHEMICAL	8	43 324	26	19	71 506	21	21	94 186	26	10	20 274	25	11	71 785	29	17	184 542	27
CRUDE OIL TANKER	49	4 681 083	22	28	2 517 296	22	20	1 509 094	23	32	2 611 330	25	83	7 179 938	24	60	5 334 947	25
OIL PRODUCTS TANKER	73	744 565	28	66	467 739	26	53	227 992	26	27	167 979	27	34	480 274	28	70	1 163 869	28
OTHER LIQUIDS	4	19 134	35	5	19 034	31	2	3 558	47	5	742	29	3	18 335	37
BULK DRY	30	903 803	26	122	3 674 504	25	132	3 438 931	25	227	6 132 729	25	184	4 890 764	25	103	2 200 852	27
BULK DRY/OIL	9	681 764	22	20	1 334 861	23	10	789 083	23	11	817 707	23	12	795 864	24	8	529 368	24
SELF-DISCHARGING BULK DRY	2	21 285	54	1	7 356	91	2	15 740	47	2	35 910	34
OTHER BULK DRY	19	11 842	27	20	326 580	24	15	160 506	25	17	269 171	25	18	252 090	28	8	86 787	31
GENERAL CARGO	149	742 736	29	213	1 219 016	26	337	2 149 558	26	287	1 943 509	26	239	1 708 192	26	222	1 682 142	27
PASSENGER/GENERAL CARGO	3	2 270	45	14	93 637	33	2	3 537	37	1	3 338	35	3	9 792	33
CONTAINER	10	197 501	26	13	270 486	28	22	382 567	25	49	1 410 715	25	49	931 845	25	15	282 572	26
REFRIGERATED CARGO	40	249 927	29	23	117 564	28	14	76 060	28	23	168 473	28	42	320 743	27	16	146 336	26
RO-RO CARGO	7	163 517	26	8	53 737	26	4	96 943	21	9	61 805	25	5	38 736	25	28	369 781	25
PASSENGER/RO-RO CARGO	6	20 772	32	4	17 631	42	9	50 184	36	10	55 862	34	7	52 338	33	9	45 346	29
PASSENGER (CRUISE)	3	15 440	33	2	9 675	35	6	108 205	38	3	12 129	33	3	30 992	40	2	8 586	45
PASSENGER SHIP	11	4 908	29	4	3 744	29	6	1 069	23	9	16 076	28	10	7 567	28	4	1 658	33
OTHER DRY CARGO	3	75 247	26	2	55 280	27	3	51 546	34	4	11 785	32	5	96 162	28	4	12 301	33
FISH CATCHING	346	437 868	23	262	323 388	24	123	198 737	26	152	155 998	25	208	116 097	21	114	84 974	24
OTHER FISHING	28	286 066	26	23	137 643	26	14	148 982	29	14	88 883	25	14	91 281	26	11	67 772	27
OFFSHORE SUPPLY	2	869	18	1	286	31	1	471	24	2	3 136	18
OTHER OFFSHORE	3	52 073	32	2	1 723	20	2	6 494	45	1	307	24
RESEARCH	4	9 328	28	9	63 508	30	2	495	34	3	1 096	23	1	253	18	5	28 653	25
TOWING/PUSHING	32	13 455	37	37	16 587	37	23	7 643	34	22	6 935	38	12	3 293	34	8	3 015	35
DREDGING	6	3 895	27	7	2 242	29	13	10 568	27	13	11 917	27	13	13 996	30	2	1 670	40
OTHER ACTIVITIES	21	45 780	30	10	10 657	30	17	45 288	29	20	25 919	25	22	28 624	29	11	19 537	33
TOTALS	874	9 435 401	26	918	10 820 394	26	869	9 650 078	26	958	14 047 173	26	986	17 195 008	25	731	12 332 006	27

APPENDIX 1

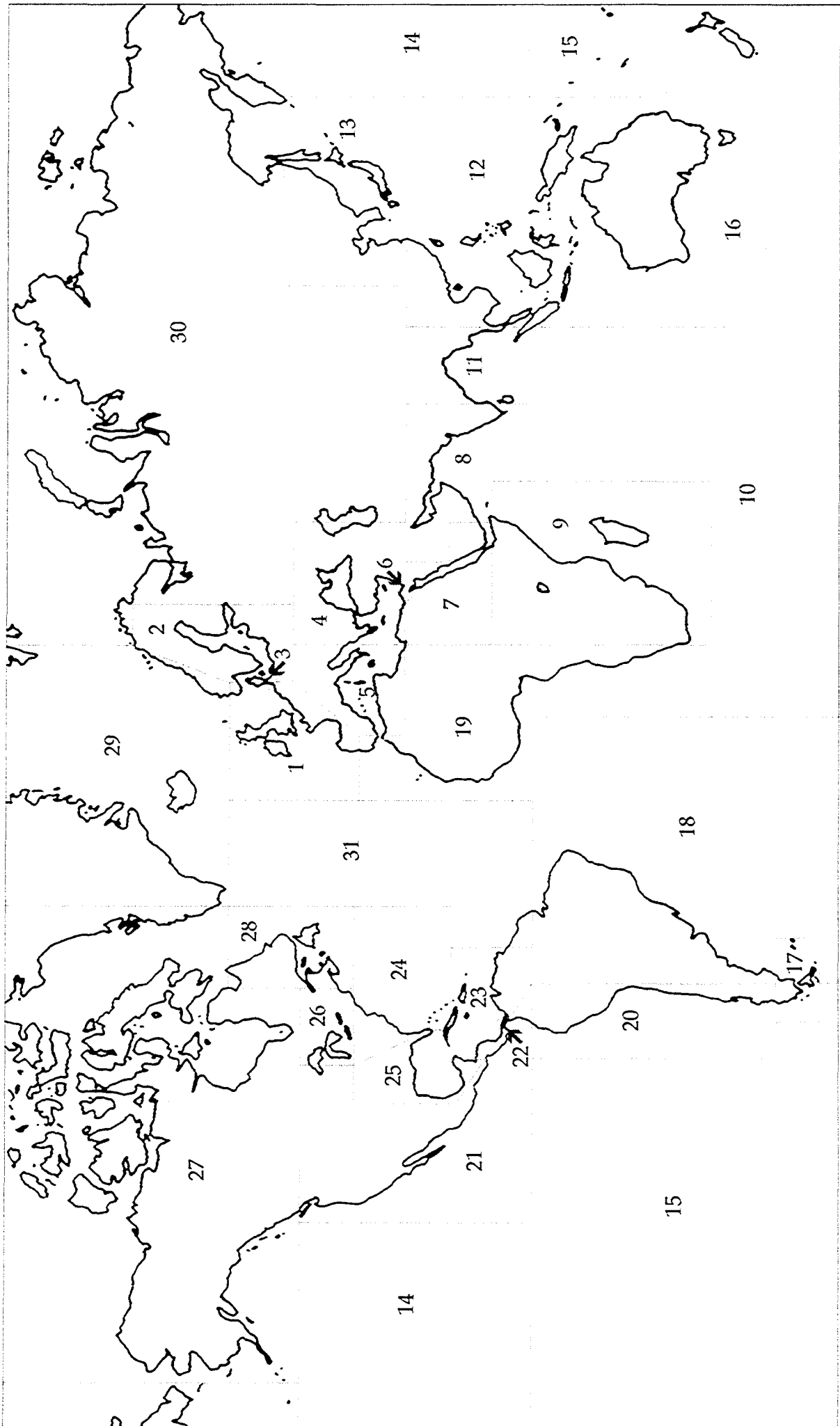
TOTAL LOSSES WHERE THE INITIATING EVENT OCCURRED DURING 2000

Listing of individual ships - sorted by shiptype category and incident type

Details

Shiptype Category

Ship Name	Gross Tonnage	Incident Type	Circumstances and Place
Registration	Deadweight	Type of Loss	
Nationality	Date of Build (DOB)	Zone	
Cargo Status			
Cargo 1			
Cargo 2			
Cargo 3			



SHIP TYPE CATEGORY
 SHIP NAME
 REGISTRATION
 NATIONALITY
 CARGO STATUS
 CARGO 1
 CARGO 2
 CARGO 3

GT
 DWT
 DOB

INCIDENT TYPE
 TYPE OF LOSS
 ZONE

CIRCUMSTANCES AND PLACE

CHEMICAL

IEVOLI SUN 4,189 FOUNDERED TOOK WATER IN DOUBLE BOTTOM IN LAT. 49 26N., LONG. 04
 ITALY 7,308 ATL 05W., ON 30/10/00 IN HEAVY WEATHER. TAKEN IN TOW, BUT SANK
 ITALY 1989 1 ABOUT 12 MILES N.W. OF ALDERNEY, IN LAT. 49 52N., LONG.
 LOADED 02 24W., 31/10/00.
 STYRENE ALL 14 CREW RESCUED BY HELICOPTER. VESSEL WAS REPORTED TO
 ISOPROPYL ALCOHOL HAVE SUSTAINED STRUCTURAL DAMAGE. HER FOREPEAK WAS
 METHYL ETHYL KETONE FLOODED, AS WERE DOUBLE BOTTOM BALLAST TANKS NOS. 2, 3, 4
 AND 5. THE WRECK IS BELIEVED TO BE LYING KEEL-UP IN A
 DEPTH OF 70 METRES.

BU IL 997 COLLISION REPORTED 14/4/00; CAPSIZED AFTER COLLISION WITH OIL/
 KOREA (SOUTH) 2,262 ATL CHEMICAL/MOLASSES TANKER 'SUNYANG CHEMI 1' OFF CHEJU
 KOREA (SOUTH) 1994 13 ISLAND, IN LAT. 32 37.4N., LONG. 125 39.6E. VESSEL FINALLY
 LOADED SANK ON 17/4/00.
 LINEAR ALKYL BENZENE ALL 13 CREW RESCUED. VESSEL LYING IN SOME 100 METRES OF
 WATER ABOUT 40 MILES OFF CHEJU ISLAND. A SMALL OIL SPILL
 AT THE SITE WAS REPORTED.

MARTINA 696 COLLISION SANK AFTER COLLISION WITH CONTAINER MV 'WERDER BREMEN'
 LIBERIA 815 ATL OFF HOGANAS PENINSULA IN LAT. 56 16N., LONG. 12 25E., ON
 LIBERIA 1968 2 28/3/00 IN POOR VISIBILITY.
 LOADED 2 SURVIVORS, 1 DEAD, 4 MISSING. HULL BROKEN IN TWO.
 HYDROCHLORIC ACID

CRUDE OIL TANKER

KINGFISHER 47,525 GROUNDING STRANDED AT CILACAP ON 1/4/00 WITH PILOT ONBOARD.
 MALTA 92,145 CTL REFLOATED WITH TUG ASSISTANCE AND BERTHED FOR DISCHARGE
 GREECE 1977 12 AND REPAIR. SAILED 16/8/00 FOR SINGAPORE. SUBSEQUENTLY
 LOADED ARRIVED CHITTAGONG FOR BREAKING UP.
 CRUDE OIL SUSTAINED BOTTOM DAMAGE AND CRACKS TO HULL STRUCTURE.

MICHAEL 66,942 OTHER REPORTED 10/10/00; SUSTAINED MAIN ENGINE DAMAGE 170 MILES
 MALTA 132,478 CTL N.W. OF COLOMBO. TOWED TO GALLE ANCHORAGE 23/10/00.
 GREECE 1977 8 SUBSEQUENTLY TAKEN IN TOW FOR CHITTAGONG, WHERE ARRIVED
 28/11/00. BROKEN UP.

OIL PRODUCTS TANKER

SLETREAL 5,451 FIRE/EXPLOSION BROKE IN TWO AFTER EXPLOSION WHILST AT CARDENAS ANCHORAGE
 LIBERIA 8,366 ATL ON 30/01/00. BROKEN FORWARD PART STRANDED AT ANCHORAGE
 UNITED KINGDOM 1983 25 WHILST AFT PART DRIFTED AND STRANDED ABOUT 2 MILES EAST
 EMPTY OF LIGHTHOUSE.
 3 CREW MEMBERS MISSING, 2 INJURED.

TABOTI 1,058 FIRE/EXPLOSION CAPSIZED AND SANK AFTER EXPLOSION WHILST UNDERGOING
 UNKNOWN 1,630 ATL REPAIRS NEAR ATLAS COVE, OFF TIN CAN ISLAND, ON 11/11/00.
 UNKNOWN 1968 19 10 CREW RESCUED, UNKNOWN NUMBER MISSING.

PANAGIA SOUMELA 17,877 GROUNDING STRANDED NEAR AIN SUKHNA TERMINAL ON 11/4/00. REFLOATED BY
 MALTA 31,016 CTL TUGS AND TOWED TO SUEZ OUTER HARBOUR 18/4/00.
 GREECE 1975 7 SUBSEQUENTLY ARRIVED AT ALANG 15/11/00. BROKEN UP.

VENTURA 10,796 GROUNDING REPORTED 12/6/00 WITH WATER INGRESS. REPORTED 15/6/00 BOW
 SAINT VINCENT 16,439 ATL SECTION AFLOAT 18 MILES OFF DONDRA HEAD. AFT SECTION
 GREECE 1978 11 STRANDED OFF RAJ BHAVAN ON 3/7/00 AFTER TOWLINE BROKE IN
 HEAVY WEATHER.

RITAS 17,132 OTHER REPORTED BOILER PROBLEMS ARRIVING AT TABLE BAY ON 28/7/00,
 CYPRUS 32,135 CTL DETAINED BY LOCAL PORT AUTHORITIES. COMPLETED CARGO
 GREECE 1978 19 DISCHARGE AND ESCORTED FROM CAPE TOWN TO 200 MILE LIMIT ON
 31/8/00. BEACHED AT ALANG 27/10/00. BROKEN UP.
 DIESEL OIL FOUND TO BE LEAKING GAS OIL.

OTHER LIQUIDS

TOWA 1,202 FOUNDERED FOUNDERED IN LAT. 24 38.5N., LONG. 119 18.4E., ON 2/11/00.
 PANAMA 1,989 ATL ALL CREW RESCUED SAFELY.
 CHINA 1973 12

SHIP TYPE CATEGORY
 SHIP NAME
 REGISTRATION
 NATIONALITY
 CARGO STATUS
 CARGO 1
 CARGO 2
 CARGO 3

GT
 DWT
 DOB

INCIDENT TYPE
 TYPE OF LOSS
 ZONE

CIRCUMSTANCES AND PLACE

BULK DRY

LEADER L PANAMA GREECE LOADED SALT	38,975 62,322 1977	FOUNDERED ATL 24	FOUNDERED 360 N MILES N.E. OF BERMUDA IN LAT. 35 43N., LONG. 58 14W., ON 23/3/00 AFTER TAKING WATER IN HEAVY SEAS. 13 SURVIVORS, 6 DEAD, 12 MISSING. REPORTEDLY VESSEL TOOK ON WATER OVER HER HOLDS WHICH RESULTED IN NO. 4 HATCH COLLAPSING. ALSO UNDERSTOOD A 15-METRE PIECE OF STEEL PLATE PIERCED THE SIDE OF NO. 4 HOLD.
MADONA LIBERIA GREECE LOADED CEMENT	20,122 33,037 1982	FOUNDERED ATL 10	REPORTED LISTING AND TAKING WATER ABOUT 200 NAUTICAL MILES N. OF THE COCOS ISLANDS, IN LAT. 09 37S., LONG. 99 17E., ON 16/9/00 IN HEAVY WEATHER. SUBSEQUENTLY SANK EARLY ON 18/9/00. ALL 25 CREW PICKED UP BY LIVESTOCK CARRIER 'DANNY F II'. VESSEL WAS REPORTED TO BE DOWN BY THE HEAD WITH WATER OVER NO. 2 HATCH.
TREASURE PANAMA GREECE LOADED IRON ORE	76,705 143,731 1983	FOUNDERED ATL 19	REPORTED NO.4 HOLD FLOODED AND HATCH COVERS GONE 750 MILES W. OF PORT NOLLOTH ON 14/6/00. PROCEEDED TO CAPE TOWN AND ANCHORED OFF PORT. TOWED OUT TO SEA AND FOUNDERED 6.5 MILES N.W. OF MELKBOSPUNT ON 23/6/00. HOLED 10 M. X 19 M. IN WAY OF NO.4 HOLD. SPILLAGE OF FUEL OIL OCCURRED.
EVELYN MALTA GREECE LOADED FERTILISER	13,697 22,546 1979	FIRE/EXPLOSION ATL 7	CAUGHT FIRE APPROXIMATELY 6 MILES E. OF ADEN, IN LAT. 12 45N., LONG. 47 15E., ON 19/5/00. SANK IN LAT. 12 59N., LONG. 47 58E., LATER SAME DAY. ALL 19 CREW RESCUED AND TAKEN ON BOARD CHEMICAL TANKER 'STOLT VESTLAND'.
KASTOR TOO CYPRUS GREECE LOADED PHOSPHATE	10,932 17,666 1977	FIRE/EXPLOSION ATL 8	REPORTED 10/3/00; FOUNDERED IN LAT. 13 00N., LONG. 53 28E., AFTER FIRE IN ENGINE ROOM. ALL 18 CREW RESCUED.
J. MARION SKY SINGAPORE SINGAPORE LOADED ALUMINA HYDRATE INDUSTRIAL SAND	23,277 42,258 1991	COLLISION ATL 25	SANK AFTER COLLISION WITH MV 'INDUSTRIAL CENTURY' ABOUT 100 MILES W.N.W. OF GRAND CAYMAN ISLAND, IN LAT. 20 08N., LONG. 83 32W., ON 7/1/00 IN CLEAR WEATHER AND CALM SEAS. 19 CREW RESCUED, 2 MISSING.
BINTANG BIRU INDONESIA INDONESIA BALLAST	39,632 71,927 1983	GROUNDING ATL 13	DRAGGED ANCHOR AND STRANDED ON ROCKS IN LAT. 34 58.9N., LONG. 128 49.9E., ON 16/9/00 WHILE SHELTERING OFF GADUKDO ISLAND FROM TYPHOON "SAOMAI". BROKE IN TWO LATER SAME DAY. ALL 29 CREW RESCUED. HEAVY OIL POLLUTION REPORTED. OPERATIONS TO REMOVE WRECK OF VESSEL COMMENCED ON 15/10/00 AND ARE EXPECTED TO BE COMPLETED BY 30/1/01.
CORAL BULKER HONG KONG, CHINA UNITED KINGDOM LOADED WOODCHIPS LOGS	16,725 28,454 1991	GROUNDING ATL 1	DRAGGED ANCHOR AND STRANDED ON ROCKS AT ENTRANCE TO PORT OF VIANA DO CASTELO ON 26/12/00 DURING A STORM. SUSTAINED DAMAGE. ABANDONED BY CREW. IT IS BELIEVED THAT THE ENGINE ROOM IS FLOODED AND SOME DOUBLE BOTTOM TANKS BREACHED. MINOR POLLUTION OF BUNKER OIL HAS BEEN OBSERVED.
EUROBULKER IV SAINT VINCENT GREECE LOADED COAL	16,038 24,285 1979	GROUNDING ATL 5	STRANDED ON ROCKS OFF PORTO VESME, IN LAT. 39 13N., LONG. 08 20.2E., ON 8/9/00. LISTED HEAVILY TO PORT SIDE. ALL CREW TAKEN OFF. BUNKERS SUBSEQUENTLY PUMPED FROM VESSEL. BROKE IN TWO AND SANK 3/10/00. VESSEL WAS EXPOSED TO BAD WEATHER AFTER GROUNDING AND HER ENGINE ROOM WAS PARTLY FLOODED. OVER 60 TONNES OF BUNKER FUEL LEAKED INTO THE SEA. SUBSEQUENT DIVER INSPECTION FOUND ROCKS PENETRATING THE KEEL AND WATER IN HOLDS. AFT SECTION OF VESSEL PARTLY ABOVE WATER LEVEL.

SHIP TYPE CATEGORY
 SHIP NAME
 REGISTRATION
 NATIONALITY
 CARGO STATUS
 CARGO 1
 CARGO 2
 CARGO 3

GT
 DWT
 DOB

INCIDENT TYPE
 TYPE OF LOSS
 ZONE

CIRCUMSTANCES AND PLACE

BULK DRY (Continued)

JOHN R CYPRUS GREECE BALLAST	31,661 52,450 1983	GROUNDING ATL 29	STRANDED ON ROCKS IN LAT. 70 12.70N., LONG. 18 37.53E., ON 25/12/00 IN HEAVY WEATHER. ABANDONED BY CREW. ENGINE ROOM AND TWO HOLDS SUBSEQUENTLY REPORTED LEAKING. BROKE IN TWO 2/1/01. ALL 26 CREW EVACUATED BY HELICOPTER AND TAKEN TO TROMSO. SOME POLLUTION HAS BEEN OBSERVED IN THE AREA. REMOVAL OF OIL FROM ENGINE ROOM AND BUNKER TANKS WAS COMPLETED 30/12/00. THE FORWARD SECTION OF VESSEL, WHICH BROKE ADRIFT, WAS TOWED INTO THE VEGGEFJORD 2/1/01.
CHIOS CHARM PANAMA GREECE BALLAST	14,873 26,541 1976	CONTACT CTL 26	IN CONTACT WITH COTE ST. CATHERINES LOCK, ST. LAWRENCE SEAWAY, ON 15/9/00. BERTHED FOR INSPECTION AND LATER TOWED TO ANCHORAGE. ARRIVED QUEBEC 17/9/00. REPAIRS CARRIED OUT. SAILED 15/11/00. ARRIVED ALANG 16/12/00. BROKEN UP. SUSTAINED 15-FT GASH IN FOREPEAK.
AIS MAMAS CYPRUS GREECE LOADED LOGS	9,325 16,957 1976	OTHER CTL 19	REPORTED TAKING WATER IN NO. 1 HOLD ABOUT 45 MILES N.W. OF CAPE COLUMBINE ON 1/1/00. ABANDONED BY CREW. TOWED TO SALDANHA, WHERE ARRIVED 5/1/00 FOR INSPECTION. CARGO DISCHARGED. ARRIVED ALANG 24/3/00. BROKEN UP. ALL 22 CREW, PLUS 3 STOWAWAYS, WERE SAFELY TRANSFERRED TO VESSEL 'GRIF'. REPORTED 3/1/00 THAT VESSEL HAS TAKEN MORE WATER, FORWARD DRAFT INCREASED AND LISTING MORE TO PORT. SOME REPAIRS WERE EFFECTED WHILE VESSEL WAS AT SALDANHA.
BRAVE MASTER SAINT VINCENT GREECE LOADED TIMBER	15,421 24,108 1976	OTHER CTL 4	HAD ENGINE BREAKDOWN AND SALVAGE SERVICES LATER RENDERED TO VESSEL ON 14/7/00. TOWED TO PIRAEUS ANCHORAGE. ENTERED PIRAEUS PORT 30/7/00. MOVED TO ELEUSIS 31/7/00 FOR REPAIRS. SUBSEQUENTLY ARRIVED ALANG 28/12/00. BROKEN UP.
COUNTESS PANAMA CHINA (TAIWAN) LOADED LAM COKE IN BULK	16,510 26,499 1976	OTHER CTL 11	WATER LEAKAGE INTO ENGINE ROOM WAS DETECTED UPON BERTHING AT PARADIP ON 27/5/00. WATER PUMPED OUT. CARGO DISCHARGE COMPLETED 3/6/00 AND VESSEL SHIFTED BERTH FOR REPAIRS. SAILED 8/9/00 TO ALANG WHERE ARRIVED 16/9/00. BROKEN UP. THE LEAK FLOODED THE ENGINE ROOM AND PLUNGED VESSEL INTO TOTAL DARKNESS.
PEP NAUTIC SAINT VINCENT UNITED ARAB EMIRATES LOADED LOGS	8,980 15,350 1977	OTHER CTL 19	REPORTED ENGINE PROBLEMS OUTSIDE LUANDA ON 1/2/2000. TOWED TO LUANDA AND THEN TO CAPE TOWN WHERE ARRIVED 4/3/00. SAILED 24/3/00 IN TOW, TO MAURITIUS AND THEN TO TUTICORIN. SAILED 6/6/00 IN TOW, AND ARRIVED ALANG FOR BREAKING. HAD MAIN ENGINE CRANKSHAFT PROBLEM.
SEA QUEEN SAINT VINCENT UNITED ARAB EMIRATES LOADING CEMENT	7,166 12,126 1972	OTHER CTL 8	HULL FRACTURED AT MINA SAQR ON 22/4/00 WHILE LOADING CEMENT. SUBSEQUENTLY REPORTED ARRIVED AT ALANG ANCHORAGE 5/10/00 AND BEACHED 15/10/00. BROKEN UP. DAMAGED IN WAY OF NO.2 HOLD.

SELF-DISCHARGING BULK DRY

EUROBULKER X CAMBODIA GREECE LOADING CEMENT	19,473 35,264 1974	OTHER ATL 4	BROKE IN TWO AND PARTIALLY SANK DURING LOADING OPERATIONS AT LEFKANDI, CHALKIS, ON 1/9/00. VESSEL REPORTED TO BE COMPLETELY SUNK ON 3/9/00. 1 CREW DEAD. VESSEL WAS PART SUBMERGED WITH THE BOW AND STERN POKING OUT OF THE WATER PRIOR TO SINKING. A 10-KM LONG OIL SLICK FROM THE WRECK HAS POLLUTED BEACHES TO THE NORTH-EAST OF ATHENS.
---	--------------------------	-------------------	--

OTHER BULK DRY

RAYSUT CEMENT I HONDURAS SINGAPORE LOADING BULK CEMENT	947 1,717 1970	FOUNDERED ATL 8	LISTED AND SANK WHILST LOADING AT SALALAH ON 9/4/00. ALL 12 CREW SAFE. MAIN MAST BENT AND STICKING OUT OF WATER. A SECTION OF STARBOARD HULL VISIBLE DURING LOW TIDE. WATER DEPTH 10 METRES.
--	----------------------	-----------------------	--

SHIP TYPE CATEGORY
SHIP NAME
REGISTRATION
NATIONALITY
CARGO STATUS
CARGO 1
CARGO 2
CARGO 3

GT
DWT
DOB

INCIDENT TYPE
TYPE OF LOSS
ZONE

CIRCUMSTANCES AND PLACE

OTHER BULK DRY (Continued)

HUALIEN No. 1 CHINA (TAIWAN) CHINA (TAIWAN) LOADED GRAVEL	4,010 6,275 1984	MISSING ATL 12	REPORTED MISSING; LAST HEARD OF NEAR THE TAIWAN STRAIT ON 28/2/00 AFTER LEAVING HUALIEN FOR TANSUI. OWNERS HAVE HAD NO CONTACT WITH VESSEL SINCE 1850 HRS, LOCAL TIME, 28/2/00. 21 CREW ON BOARD.
TOKUA MARU JAPAN JAPAN	199 450 1979	COLLISION ATL 13	SANK AFTER COLLISION WITH JAPANESE VESSEL 'HYAKUCHI MARU NO. 2' IN THE KUDAKO CHANNEL, NAKAJIMACHO, EHIME PREF., ON 29/2/00.
IL SHIN KOREA (SOUTH) KOREA (SOUTH)	3,881 6,271 1979	GROUNDING ATL 13	DRAGGED ANCHOR IN CHINHAIE BAY AND RAN AGROUND ON ROCKS OFF SOGODO ISLAND, IN LAT. 35 04.7N., LONG. 128 43E., ON 16/9/00 DURING TYPHOON "SAOMAI". SUSTAINED HEAVY BOTTOM DAMAGE. NOS. 2 & 3 STARBOARD DOUBLE BOTTOM BALLAST TANKS AND NOS. 3 & 4 CENTRE FUEL/DIESEL OIL TANKS FLOODED WITH SEA WATER. A CONSIDERABLE AMOUNT OF OIL WAS REPORTED SPILLED INTO THE SEA. VESSEL HAS BEEN ACCEPTED AS A COMPROMISED TOTAL LOSS. WRECK REMOVAL OPERATIONS COMMENCED 10/11/00 AND ARE EXPECTED TO BE COMPLETED BY 30/12/00.
MANILA SPIRIT PANAMA PHILIPPINES	5,927 9,182 1982	GROUNDING ATL 12	STRANDED IN LAT. 25 04.4N., LONG. 121 53.1E., OFF THE TOWN OF JUIFANG ON 1/11/00 IN TYPHOON "XANGSANE". SUBSEQUENTLY SANK. 1 PERSON RESCUED, 23 MISSING.
GENERAL CARGO			
ALEJANDRA SAINT VINCENT UNITED STATES OF AMERICA	1,725 2,663 1964	FOUNDERED ATL 23	REPORTED TO BE SINKING IN LAT. 17 50N., LONG. 68 40W., ON 3/10/00. ABANDONED BY CREW. SANK IN LAT. 17 52N., LONG. 68 42W., LATER SAME DAY. ALL 14 CREW SAFELY PICKED UP BY GENERAL CARGO/CONTAINER VESSEL 'LONGAVI', WHICH PROCEEDED TO DOMINICAN REPUBLIC.
ANA MERCEDES SAINT VINCENT SAINT VINCENT LOADED CEMENT	1,002 1,155 1964	FOUNDERED ATL 23	REPORTED TAKING WATER IN LAT. 14 15N., LONG. 68 46W., ON 19/3/00. PROCEEDED UNDER ESCORT FOR CURACAO, BUT SANK IN LAT. 13 53.5N., LONG. 68 48.2W., LATER SAME DAY. 6 CREW WERE INITIALLY EVACUATED AND THE REMAINING 4 WERE LATER RESCUED. VESSEL SANK IN 3,000 METRES OF WATER.
ANITA BELIZE UNKNOWN LOADED GENERAL CARS TYRES ON DECK	500 752 1959	FOUNDERED ATL 25	FOUNDERED ABOUT 45 MILES S.E. OF MIAMI ON 23/12/00 IN ROUGH SEAS. 1 CREW DEAD, 8 MISSING.
BANGLUANG THAILAND THAILAND LOADED TIMBER	3,908 6,042 1970	FOUNDERED ATL 12	FOUNDERED IN THE SOUTH CHINA SEA, NEAR THE SPRATLY ISLANDS, ON 17/8/00 DURING TROPICAL STORM 'KAEMI'. 11 CREW MISSING, 12 RESCUED.
CANAKKALE D TURKEY UNKNOWN LOADED WOOD	560 1,397 1981	FOUNDERED ATL 1	REPORTED TO BE IN DIFFICULTIES AND IN SINKING CONDITION WHILE LEAVING AVEIRO HARBOUR ON 3/10/00. TOWED OUT INTO DEEPER WATER. SANK 2 NAUTICAL MILES OFF THE HARBOUR ENTRANCE LATER SAME DAY. ALL 9 CREW RESCUED. VESSEL POSES NO HAZARD TO NAVIGATION.
CORAH ANN BELIZE JAMAICA LOADED LUMBER	2,496 4,440 1962	FOUNDERED ATL 23	FOUNDERED OFF THE CARIBBEAN COAST OF HONDURAS DURING FIRST WEEK OF JANUARY 2000. 2 CREW MISSING.

SHIP TYPE CATEGORY
SHIP NAME
REGISTRATION
NATIONALITY
CARGO STATUS
CARGO 1
CARGO 2
CARGO 3

GT
DWT
DOB

INCIDENT TYPE
TYPE OF LOSS
ZONE

CIRCUMSTANCES AND PLACE

GENERAL CARGO (Continued)

DALIA S SYRIA SYRIA LOADED NITRIC ACID	992 1,325 1956	FOUNDERED ATL 4	FOUNDERED ABOUT 6 KMS FROM ALEXANDRIA ON 6/5/00 AFTER TAKING WATER. ALL 12 CREW RESCUED. ONE OF THE TANKS CARRYING CONCENTRATED NITRIC ACID ON BOARD VESSEL FELL OVER. THE ACID REACTED CHEMICALLY AND ERODED THE BOTTOM OF VESSEL, WHICH CAUSED WATER INGRESS. IT WAS LATER REPORTED THAT ONLY 18 OF THE 350 BARRELS CONTAINING ACID HAVE BEEN ERODED AND LEAKED. SOME 160 TONNES OF ACID SPILLED INTO THE SEA.
ELENA RUSSIA RUSSIA LOADED GENERAL/CONTAINERS	2,457 2,893 1973	FOUNDERED ATL 8	FOUNDERED IN THE CASPIAN SEA, OFF BANDAR ANZALI, ON 10/11/00 DUE TO BEING HOLED IN HULL DURING A STORM. ALL 14 CREW RESCUED.
FAKAZ-I TURKEY TURKEY	702 1,214 1974	FOUNDERED ATL 4	CAPSIZED AND SANK 16 MILES OFF KARASU ON 6/6/00 AFTER TAKING WATER. ALL 11 CREW RESCUED.
GADA EGYPT EGYPT	4,325 5,832 1961	FOUNDERED ATL 4	FOUNDERED AT ALEXANDRIA ON 8/3/00. VESSEL WAS LAID-UP UNDER ARREST AT THE TIME OF THE INCIDENT.
GAYE SAO TOME & PRINCIPE UNKNOWN LOADED SPARE PARTS	499 1,320 1969	FOUNDERED ATL 4	FOUNDERED IN THE EASTERN MEDITERRANEAN ON 18/7/00.
GOLDEN DRAGON CAMBODIA SAINT VINCENT	3,933 6,513 1983	FOUNDERED ATL 12	PRESUMED TO HAVE FOUNDERED IN THE TAIWAN STRAIT, IN LAT. 21 00N., LONG. 118 00E., ON 1/3/00. 16 CREW RESCUED, 4 DEAD, 2 MISSING.
GRAN RIO R SAINT VINCENT GUYANA LOADED SILICA SAND	990 1,219 1957	FOUNDERED ATL 23	REPORTED TAKING WATER OFF TOBAGO ON 12/4/00. PRESUMED TO HAVE FOUNDERED. ALL 9 CREW MISSING. VESSEL IS REPORTEDLY NOT INSURED.
HOORBAI II MOZAMBIQUE MOZAMBIQUE LOADED BAGGED CEMENT	194 406 1967	FOUNDERED ATL 9	SANK IN PORT AT BEIRA DURING NIGHT OF 21-22/2/00 DUE TO CYCLONE "ELINE". VESSEL SANK BETWEEN BERTHS NO. 2 & 3, ABOUT 100 METRES FROM THE QUAY AT THE CONTAINER TERMINAL.
IUGO ROMANIA UNKNOWN LOADED IRON ORE RESIDUE	5,934 8,749 1984	FOUNDERED CTL 1	DEVELOPED 30-DEG LIST TO PORT IN LAT. 52 18.6N., LONG. 03 18.8E., ON 4/3/00 IN HEAVY WEATHER. TAKEN IN TOW. SANK IN LAT. 52 13.1N., LONG. 03 30E., SAME DAY. SUBSEQUENTLY CUT INTO SECTIONS AND REMOVED. ALL 9 CREW AND PILOT ON BOARD RESCUED. LIST WORSENERD TO 90 DEGS BEFORE VESSEL SANK.
JIA DING GUAN CHINA CHINA LOADED LOGS	4,997 7,149 1984	FOUNDERED ATL 12	REPORTED TAKING WATER AND LISTING HEAVILY IN LAT. 20 53N., LONG. 114 19E., ON 28/12/00. ABANDONED BY CREW. VESSEL DRIFTED. FOUNDERED IN LAT. 20 49.88N., LONG. 113 44.8E., 29/12/00. ALL 27 CREW RESCUED BY CONTAINER VESSEL 'DOLPHIN HOPE' AND TAKEN TO HONG KONG. VESSEL SANK IN 80-90 METRES OF WATER.
JOHN OLIVER PHILIPPINES PHILIPPINES LOADED PASSENGERS CONTAINERS	491 1,599 1978	FOUNDERED ATL 12	FOUNDERED 5 MILES OFF GREEN ISLAND, PALAWAN PROV., ON 21/8/00 AFTER TAKING WATER IN ENGINE ROOM. ALL PASSENGERS AND CREW RESCUED.
LINA STAR SYRIA SYRIA LOADED SODA ASH	672 1,170 1966	FOUNDERED ATL 4	FOUNDERED WHILST ANCHORED IN VATIKA BAY IN LAT. 36 30N., LONG. 23 01E., ON 21/2/00 IN STRONG BREEZE AFTER WATER INGRESS IN ENGINE ROOM. ALL 8 CREW RESCUED.

SHIP TYPE CATEGORY

SHIP NAME
REGISTRATION
NATIONALITY
CARGO STATUS
CARGO 1
CARGO 2
CARGO 3GT
DWT
DOBINCIDENT TYPE
TYPE OF LOSS
ZONE

CIRCUMSTANCES AND PLACE

GENERAL CARGO (Continued)

MAJU KARSA PERDANA INDONESIA UNKNOWN LOADED BAGGED CEMENT MOTORCYCLES	1,099 1,731 1966	FOUNDERED ATL 16	REPORTED 25/9/00; FOUNDERED OFF BANGKA ISLAND IN LAT. 12 16S., LONG. 106 18E., AFTER STARBOARD HULL DAMAGE. 17 CREW RESCUED, 1 MISSING.
MARY STAR OF THE SEA PANAMA HAITI	265 399 1955	FOUNDERED ATL 24	FOUNDERED OFF MIAMI BEACH, FL., ON 23/10/00 AFTER TAKING WATER. ALL CREW RESCUED. OIL LEAKAGE OCCURRED.
ORSAY TURKEY TURKEY LOADED TIMBER	875 1,477 1975	FOUNDERED ATL 5	FOUNDERED 20 MILES S.E. OF CAPE SPARTIVENTO IN LAT. 37 28N., LONG. 016 06E., ON 27/5/00 AFTER WATER INGRESS. ALL CREW RESCUED.
PHOENIX SEVEN PANAMA JAPAN LOADED IRON/STEEL PRODUCTS	3,853 4,999 1997	FOUNDERED ATL 12	FOUNDERED IN LAT. 25.17N., LONG. 121 42E., ON 27/01/00. ALL CREW RESCUED.
RUI DA SAINT VINCENT CHINA LOADED LOGS	4,942 7,529 1977	FOUNDERED ATL 12	FOUNDERED IN LAT. 11 47.3N., LONG. 109 54.5E., ON 27/1/00 IN HEAVY WEATHER AFTER TAKING WATER THE PREVIOUS DAY. ALL 25 CREW RESCUED.
RUI XIANG SAINT VINCENT CHINA LOADED LOGS	3,744 6,234 1980	FOUNDERED ATL 12	FOUNDERED IN LAT. 19 44N., LONG. 112 11E., ON 26/11/00. ALL CREW RESCUED SAFELY.
RYAZAN RUSSIA RUSSIA LOADED FOODSTUFF	4,937 5,657 1975	FOUNDERED ATL 30	DEVELOPED LIST AFTER CARGO SHIFTED DURING A SEVERE STORM WHILST ANCHORED OFF THE COAST OF CAPE NAVARIN ON 5/11/00. SANK IN LAT. 62 24N., LONG. 178 25E., ON 6/11/00. ALL CREW RESCUED.
SKRYPLYOV RUSSIA RUSSIA LOADED CONTAINERS	416 539 1963	FOUNDERED ATL 13	FOUNDERED IN VALENTINE BAY, 3.7 MILES OFF THE COAST, IN LAT. 43 03N., LONG. 134 20E., ON 15/5/00 AFTER CARGO SHIFTED. ALL 14 CREW RESCUED.
SKY PRIMA CAMBODIA CAMBODIA LOADED GENERAL/CONTAINERS	1,998 3,052 1983	FOUNDERED ATL 13	FOUNDERED IN LAT. 39 55N., LONG. 131 03E. ON 2/12/00 DUE TO CONTAINERS ON DECK SHIFTING DURING A STORM. ALL 17 CREW RESCUED.
SKY 1 HONDURAS HONDURAS LOADED SALON CARS STAINLESS STEEL	1,069 1,165 1966	FOUNDERED ATL 8	LISTED HEAVILY OFF MASIRAH ISLAND IN LAT. 19 59N., LONG. 58 25E., ON 15/5/00 IN HEAVY WEATHER. SUBSEQUENTLY SANK OFF MADRAKHA ON 17/5/00. CREW SAFELY RESCUED.
SPRING BREEZE SAINT VINCENT SAINT VINCENT	4,043 6,552 1980	FOUNDERED ATL 11	ENGINE ROOM FLOODED, BEGAN TO LIST AND SUBSEQUENTLY SANK IN LAT. 06 11N., LONG. 93 28E., ON 3/6/00. ALL 23 CREW RESCUED SAFELY.
STEINFALK NORWAY NORWAY LOADED SAND	338 371 1955	FOUNDERED ATL 29	REPORTED HEAVY LIST IN APPROXIMATELY LAT. 60 29N., LONG. 04 49E., ON 14/12/00, IN HEAVY WEATHER. PRESUMED TO HAVE FOUNDERED. 3 CREW MISSING.

SHIP TYPE CATEGORY

SHIP NAME
REGISTRATION
NATIONALITY
CARGO STATUS
CARGO 1
CARGO 2
CARGO 3GT
DWT
DOBINCIDENT TYPE
TYPE OF LOSS
ZONE

CIRCUMSTANCES AND PLACE

GENERAL CARGO (Continued)

SULTENG I INDONESIA INDONESIA LOADED PHOSPHATE	2,641 3,440 1973	FOUNDERED ATL 12	BROKE IN TWO AND SANK 75 N MLS N.W. OF CHRISTMAS ISLAND ON 19/7/00 AFTER TAKING WATER THROUGH NO.1 HOLD IN LAT. 09 17.55S., LONG. 105 20.5E., ON 18/7/00. ALL 24 CREW RESCUED.
TIKSY CAMBODIA UNKNOWN LOADED WHEAT	1,652 2,100 1966	FOUNDERED ATL 4	FOUNDERED 30 MILES OFF TUAPSE IN THE BLACK SEA ON 2/1/00. ALL 12 CREW RESCUED.
TRANG AN VIETNAM VIETNAM	2,920 5,150 1981	FOUNDERED ATL 12	FOUNDERED IN LAT. 29 11N., LONG. 122 29E., ON 8/7/00.
VALEA ASRE SAINT VINCENT UNITED ARAB EMIRATES	6,441 11,597 1974	FOUNDERED ATL 8	FOUNDERED IN LAT. 15 45N., LONG. 52 58E., ON 1/8/00 AFTER REPORTED CRACK IN HULL. 2 CREW MISSING.
VESTKYST NORWAY NORWAY LOADED SAND	276 415 1951	FOUNDERED ATL 1	FOUNDERED IN KVINNHERADFJORDEN NEAR HERYSUND ON 23/2/00. AFTER TAKING WATER IN HEAVY WEATHER. ALL 3 CREW RESCUED.
YIAW YANG MALAYSIA MALAYSIA	5,577 8,813 1978	FOUNDERED ATL 12	DEVELOPED A 15 DEGREE LIST IN LAT. 15 23N., LONG. 117 09E. ON 27/01/00. SUBSEQUENTLY FOUNDERED IN LAT. 15 31N., LONG. 117 03E., ON 28/01/00 IN HEAVY SEAS. ALL CREW RESCUED.
YU TAI No. 6 CHINA (TAIWAN) CHINA (TAIWAN)	2,981 3,778 1982	FOUNDERED ATL 12	FOUNDERED IN LAT. 24 57N., LONG. 120 30E., ON 20/01/00. 1 CREW MEMBER RESCUED.
GRAVEL			
ZENITAS UNKNOWN UNKNOWN LOADED SILICEOUS MATERIAL	499 866 1971	FOUNDERED ATL 2	CAPSIZED AND SANK IN TALLINN BAY ON 6/6/00. 6 CREW RESCUED, 1 MISSING.
HASAT TURKEY TURKEY LOADED GAS CONTAINERS	8,921 12,793 1996	FIRE/EXPLOSION ATL 5	SANK AFTER EXPLOSION AND FIRE IN ENGINE ROOM OFF SICILY IN LAT. 36 26N., LONG. 18 40E., ON 1/8/00. ALL 22 CREW RESCUED.
POLANCO PORTUGAL (MAR) SPAIN LOADED SHINGLE QUARTZ	1,145 1,574 1966	FIRE/EXPLOSION ATL 1	REPORTED FOUNDERED IN LAT. 43 46.2N., LONG. 07 07.5W., 24 NAUTICAL MILES EAST OF PUNTA DE ESTACA DE BARES ON 23/9/00 AFTER SUSTAINING DAMAGE THROUGH FIRE. ALL 6 CREW RESCUE.
REVENGE ROMANIA UNKNOWN	5,983 8,750 1976	FIRE/EXPLOSION ATL 11	HAD EXPLOSION IN ENGINE-ROOM LEADING TO WATER INGRESS. REPORTED SINKING WHILST UNDER ARREST AT CHITTAGONG, OUTER ANCHORAGE ON 30/3/00. VESSEL BEACHED AT CHILIMPUR RIVER ON 3/4/00.
INDUSTRIAL SALT GENERAL			HAD WATER INGRESS THROUGH A HOLE IN THE DECK INTO THE ENGINE-ROOM.
SOUTHERN QUEEN ANTIGUA & BARBUDA GERMANY DISCHARGING COCONUT KERNEL	2,481 3,932 1979	FIRE/EXPLOSION ATL 11	CAUGHT FIRE IN NO. 2 HOLD WHILE BERTHED AT CHITTAGONG ON 3/12/00. ALL CREW EVACUATED. FIRE EXTINGUISHED LATER SAME DAY. SUBSEQUENTLY LISTED AND PART SUBMERGED. DELIBERATELY SUNK AT BERTH 4/12/00. ALL 14 CREW RESCUED. VESSEL WAS BADLY DAMAGED IN THE FIRE AND ALSO HER CARGO WAS REPORTEDLY DAMAGED.

SHIP TYPE CATEGORY
SHIP NAME
REGISTRATION
NATIONALITY
CARGO STATUS
CARGO 1
CARGO 2
CARGO 3

GT
DWT
DOB

INCIDENT TYPE
TYPE OF LOSS
ZONE

CIRCUMSTANCES AND PLACE

GENERAL CARGO (Continued)

STAVRAETOS CYPRUS GREECE LOADED AGRICULTURAL PRODUCE	9,152 14,711 1982	FIRE/EXPLOSION CTL 11	CAUGHT FIRE IN ENGINE ROOM IN LAT. 06 46N., LONG. 91 15E., ON 28/2/00, TAKEN IN TOW AND ARRIVED SINGAPORE 13/3/00. SUBSEQUENTLY SOLD FOR SCRAP. ARRIVED XINHUI 5/6/00. BROKEN UP.
THOR EMILIE DENMARK (DIS) DENMARK LOADED ZINC CONCENTRATE	1,655 2,130 1975	FIRE/EXPLOSION ATL 5	SANK AFTER FIRE AND EXPLOSION IN LAT. 37 32N., LONG. 02 11E., ON 17/02/00. 1 CREW MEMBER RESCUED, 6 STILL MISSING.
YOSHUIMI PANAMA JAPAN	3,922 6,420 1983	FIRE/EXPLOSION ATL 13	CAUGHT FIRE 130 MILES OFF MUROTO POINT, KOCHI PREF., ON 8/10/00. SALVAGE VESSEL ON SCENE. SUBSEQUENTLY TOWED TO SETODA 10/11/00, WHERE CONFIRMED VESSEL BEYOND REPAIR. 16 CREW RESCUED.
DOUBLE BRAVE SAINT VINCENT CHINA LOADED TEXTILES	5,078 6,131 1982	COLLISION ATL 12	SANK AFTER COLLISION WITH A BARGE BEING TOWED BY A TUG AT TANJUNG PO ANCHORAGE, KUCHING ROADS, AT THE MOUTH OF THE SARAWAK RIVER, ON 12/8/00. ALL 21 CREW RESCUED. LEAKAGE OF DIESEL OIL FROM VESSEL. THE BUNKER OIL WAS SUBSEQUENTLY REMOVED FROM VESSEL.
GETA BAHAMAS GERMANY LOADED MACADAM	1,259 1,398 1976	COLLISION ATL 2	IN COLLISION WITH MV 'GRANEBOG' 10 NAUTICAL MILES S. OF UTKLIPPAN LIGHTHOUSE, IN LAT. 55 48.5N., LONG. 15 43E., ON 29/9/00. TOOK WATER AND LISTED. HAULED TO A SAFE POSITION. SANK IN LAT. 55 56.8N., LONG. 15 44.3E., LATER SAME DAY. ALL 6 CREW RESCUED, WITH 3 TAKEN ON BOARD 'GRANEBOG'. VESSEL WAS STRUCK ON THE PORT SIDE, CAUSING A LARGE HOLE IN THE HULL AND WATER INGRESS INTO THE HOLD. SWEDISH SALVAGE VESSEL 'BELOS' WAS SWIFTLY ALONGSIDE AND ATTEMPTS WERE MADE TO KEEP 'GETA' AFLOAT.
GLOBAL MARINER UNITED KINGDOM UNITED KINGDOM LOADED STEEL COILS/PRODUCTS	12,778 18,501 1979	COLLISION ATL 23	SANK AFTER COLLISION WITH MV 'ATLANTIC CRUSADER' AT MATANZAS PORT, MILE 194, RIVER ORINOCO, ON 2/8/00 WHILE LEAVING SIDOR TERMINAL UNDER TUG ASSISTANCE. REMOVAL OF BUNKERS CARRIED OUT. HOLED IN WAY OF NO. 2 HOLD ON THE PORT SIDE AND NO. 3 HOLD SUBSEQUENTLY FLOODED. ALL CREW PLUS 9 CADETS AND THE MASTER'S WIFE WERE SAFELY EVACUATED. VESSEL, WHICH IS SUBMERGED TO THE TOP OF HER WHEELHOUSE, WAS REPORTED TO BE LEAKING A SMALL QUANTITY OF OIL.
HAI RONG CHINA CHINA	5,168 8,070 1978	COLLISION ATL 13	SANK AFTER COLLISION WITH MBC 'JOINT MIRIAM' IN LAT. 38 04N., LONG. 122 23E., ON 2/6/00. ALL CREW RESCUED.
HELIOS III BELIZE KOREA (SOUTH) BALLAST	1,510 2,221 1982	COLLISION ATL 13	SANK AFTER COLLISION WITH MV 'ASAMA' IN THE LAOTIESHAN CHANNEL, ABOUT 40 NAUTICAL MILES OFF DALIAN PORT, ON 19/4/00. ALL 8 CREW RESCUED. A BOOM WAS PLACED ROUND AN OIL SPILL FOUND IN THE COLLISION AREA.
KAIHO MARU JAPAN JAPAN	498 1,580 1982	COLLISION ATL 13	SANK AFTER COLLISION WITH 'TOSHIN MARU' 3 MILES OFF INUBOZAKI TODAI ON 24/5/00.
LAM SON-04 VIETNAM VIETNAM BALLAST	166 200 1990	COLLISION ATL 12	SANK AFTER COLLISION WITH CONTAINER VESSEL "PALEMBANG CARAKA JAYA NIAGA III-37" 20 NAUTICAL MILES OFF HON DAU ISLAND IN LAT. 20 40N., LONG. 106 49E., ON 18/02/00. 3 CREW MISSING.
NORDFRAKT NORWAY (NIS) NORWAY LOADED GYPSUM	1,900 2,519 1969	COLLISION ATL 5	SANK AFTER COLLISION WITH CONTAINER MV 'HYUNDAI EMPEROR' 16 KM W. OF LISBON IN LAT. 38 37N., LONG. 09 41W., ON 29/5/00 IN GOOD WEATHER. ALL 6 CREW MISSING.
ORIENT PEARL UNKNOWN UNKNOWN LOADED POLYPROPYLENE	2,495 3,573 1981	COLLISION CTL 13	DAMAGED BY COLLISION WITH M TANK 'SHOWA MARU NO. 5' OFF MUTSURE ISLAND ON 25/6/00. TURNED OVER ONTO PORT SIDE. SANK OFF UMASHIMA. SUBSEQUENTLY RAISED AND TAKEN TO WAKAMATSU, FUKUOKA PREF., FOR BREAKING UP. ALL 13 CREW RESCUED.

SHIP TYPE CATEGORY

SHIP NAME
REGISTRATION
NATIONALITY
CARGO STATUS
CARGO 1
CARGO 2
CARGO 3

GT
DWT
DOB

INCIDENT TYPE
TYPE OF LOSS
ZONE

CIRCUMSTANCES AND PLACE

GENERAL CARGO (Continued)

PETER MALTA GREECE LOADED LOGS	6,940 11,750 1975	COLLISION ATL 19	REPORTED SANK AFTER COLLISION WITH CONTAINER VESSEL "ADELINE DELMAS" OFF OWENDO, GABON ON 8/6/00. CREW RESCUED SAFELY.
WOUYANG BLUE KOREA (SOUTH) KOREA (SOUTH) LOADED STEEL SCRAP	2,550 3,961 1982	COLLISION ATL 13	SANK AFTER COLLISION WITH MV 'JIN JU' IN LAT. 36 28N., LONG. 129 52E., ON 8/8/00. ALL 12 CREW RESCUED. VESSEL WAS REPORTED TO HAVE SUNK IN 400 METRES OF WATER IN APPROXIMATELY LAT. 36 24N., LONG. 129 50E.
YONG FA CHINA CHINA LOADED STEEL COILS	3,867 6,271 1979	COLLISION ATL 13	REPORTED PART SUBMERGED AND STRANDED ON ROCKS AFTER COLLISION WITH COASTAL FISH CARRIER "MOON CHANG NO.205" IN LAT. 33 55N., LONG. 127 42E., OFF YOSU ON 2/7/00. BROKE INTO FOUR PIECES ON 16/9/00 AFTER TYPHOON "SAOMAI". OIL POLLUTION OCCURRED AFTER SPRUNG LEAKS.
ZAFIR PORTUGAL (MAR) PANAMA LOADED CLINKER	4,313 7,114 1983	COLLISION ATL 5	SANK AFTER COLLISION WITH VESSEL "ESPRESSO CATANIA" 7 MILES OFF PUNTA STILO, IN LAT. 38 34N., LONG. 16 42E., ON 13/2/00. 3 DEAD, 10 CREW MISSING.
ABDUL KADER SYRIA SYRIA EMPTY	1,596 3,710 1961	GROUNDING CTL 4	STRANDED AT LATTAKIA ON 21/1/00 DURING BAD WEATHER. REFLOATED 27/2/00 AND BERTHED AT TARTOUS LATER SAME DAY. SUBSEQUENTLY TOWED TO ALIAGA, WHERE ARRIVED 3/4/00. BEACHED 4/4/00. BROKEN UP.
ASAHI HOPE PANAMA JAPAN LOADED COAL	2,818 5,156 1984	GROUNDING ATL 13	BLOWN FROM ANCHORAGE IN SHAKHTYORSK HARBOUR DURING STORM FORCE WINDS AND STRANDED ON A STONY RIDGE ON 8/11/00. HOLDS FLOODED. DIVER SURVEY SUBSEQUENTLY CARRIED OUT. ALL CREW SAFELY TAKEN OFF VESSEL. THE KORSAKOV AGENTS OF VESSEL STATE THAT VESSEL'S HULL SUSTAINED VERY HEAVY DAMAGE WHICH LED TO FREE INGRESS OF WATER INTO THE HOLDS. FUEL OIL HAS ALSO ENTERED THE HOLDS AND MIXED WITH THE COAL CARGO. FUEL OIL POLLUTION IS POSSIBLE AND VESSEL IS LIKELY TO BE DESTROYED IN THE COURSE OF FORTHCOMING AUTUMN STORMS IN THE AREA.
ASEAN LIBERTY SINGAPORE SINGAPORE	5,852 8,656 1976	GROUNDING ATL 11	STRANDED OFF COAST OF MYANMAR, IN LAT. 15 40N., LONG. 96 14E., DURING WEEK OF 24/12/00 TO 30/12/00. ABANDONED BY CREW. VESSEL BADLY DAMAGED.
CORVO PORTUGAL PORTUGAL	2,937 3,224 1980	GROUNDING ATL 31	STRANDED AT GRACIOSA ISLAND ON 15/12/00. ENGINE ROOM FLOODED. BROKE IN TWO ON OR ABOUT 19/12/00. VESSEL LATER REPORTED TO BE BREAKING UP. ALL CREW SAFELY RESCUED BY PORTUGUESE FRIGATE. LLOYD'S STANDARD FORM CONTRACT WAS TERMINATED 24/12/00 AND SALVORS LEFT THE SCENE.
GEORGIOS I GREECE GREECE	477 689 1955	GROUNDING ATL 4	STRANDED ABOUT 5 KMS W. OF LINDOS, RHODES ISLAND, PREVIOUS TO JUNE 2000.
HALGAFELLI FAEROES (FAS) DENMARK LOADED HERRING	1,957 1,745 1985	GROUNDING ATL 2	STRANDED NORTH OF ANDA LIGHT, VESTERAALEN ISLANDS, ON 11/1/00. ABANDONED BY CREW. VESSEL REFLOATED HERSELF LATER SAME DAY, DRIFTED AGAINST ANDOYA ISLAND WITH A LARGE LIST AND SANK WEST OF NORDMELA, IN LAT. 69 06N., LONG. 15 45E. ALL 7 CREW RESCUED. VESSEL LYING IN A DEPTH OF 30 METRES.
JUBILANT PANAMA SINGAPORE LOADED LOGS	2,087 5,059 1975	GROUNDING ATL 11	STRANDED IN SAUGOR ROADS ON 16/10/00. BOTTOM TANKS TOOK WATER AND VESSEL HAD A 20 DEGREE LIST TO PORT SIDE.

SHIP TYPE CATEGORY
 SHIP NAME
 REGISTRATION
 NATIONALITY
 CARGO STATUS
 CARGO 1
 CARGO 2
 CARGO 3

GT
 DWT
 DOB

INCIDENT TYPE
 TYPE OF LOSS
 ZONE

CIRCUMSTANCES AND PLACE

GENERAL CARGO (Continued)

LAGIK ANTIGUA & BARBUDA GERMANY LOADED STEEL	1,721 2,554 1976	GROUNDING ATL 1	STRANDED WHILE TURNING IN THE RIVER NENE AT PORT SUTTON BRIDGE ON 12/12/00. HULL BROKEN. INGRESS OF WATER TO ENGINE ROOM. WRECK REMOVAL OPERATIONS SUBSEQUENTLY CARRIED OUT AND COMPLETED 22/1/01. ALL 7 CREW SAFELY ABANDONED VESSEL. STERN OF VESSEL BECAME STUCK ON THE RIVER BANK AND AS THE TIDE WAS FALLING THE RESULTING STRESS ON VESSEL CRACKED THE SIDE IN WAY OF THE ENGINE ROOM AND HATCH BULKHEAD. SOME LIGHT DIESEL OIL SEEPED OUT OF VESSEL. SHE WAS JAMMED BROADSIDE ACROSS THE RIVER. THE SALVAGE OPERATION INVOLVED VESSEL BEING CUT INTO THREE SECTIONS THEN FURTHER CUT INTO 20-TONNE PIECES. STERN SECTION TRANSPORTED TO ROTTERDAM TO BE BROKEN UP.
MADU SEGORO INDONESIA INDONESIA LOADED BUILDING MATERIAL FOOD	1,923 3,130 1966	GROUNDING ATL 12	STRANDED OFF WOWONI ISLAND IN LAT. 04 00S. LONG. 123 10E. ON 16/6/00 AFTER MAIN ENGINE BREAKDOWN IN HEAVY SWELL. ALL 25 CREW RESCUED.
MARINE DOVE PANAMA KOREA (SOUTH) LOADED LOGS	4,010 6,275 1984	GROUNDING ATL 12	STRUCK REEF IN SOUTH CHINA SEA ON 12/11/00. SUBSEQUENTLY LISTED AND SANK ABOUT 100 NAUTICAL MILES OFF THE SPRATLY ISLANDS ON 13/11/00. CREW ABANDONED SHIP, ALL WERE RESCUED.
PRIME VALUE PANAMA GREECE	5,938 7,959 1981	GROUNDING ATL 11	STRANDED AND SANK OFF HALDIA, HOOGHLY ESTUARY, ON 19/7/00 IN HEAVY WEATHER. 7 CREW RESCUED, 15 STILL MISSING.
UNION STAR 17 SIERRA LEONE UNKNOWN LOADED SUGAR	2,057 3,498 1969	GROUNDING ATL 12	DUE TO LACK OF FUEL VESSEL BEGAN TO DRIFT AND SUBSEQUENTLY STRANDED OFF THE MALAYSIAN COAST OF SRI TUJUTH, 560 KM NORTH-EAST OF KUALA LUMPUR ON 22/11/00. REFLOATED 13/12/00 BUT LATER FOUNDERED ON 16/12/00 6 NMLS OFF KUALA BESUT. ALL CREW SAFE. SUSTAINED HULL DAMAGE.
VIVEROS IV PANAMA PANAMA	548 1945	CONTACT ATL 23	FOUNDERED AFTER STRIKING BREAKWATER AT BOCHAS DE CENIZA, BARRANQUILLA ON 13/01/00. TUG ATTEMPTED TO PROVIDE ASSISTANCE BUT HULL WAS FRACTURED AND VESSEL SANK.
MERCS UHANA SRI LANKA GERMANY LOADED FOOD	1,834 2,866 1968	OTHER ATL 8	RAMMED BY A FISHING VESSEL AND CAUGHT FIRE 48 MILES OFF POINT PEDRO ON 26/6/00 IN AN ATTACK BY TAMIL TIGER REBELS. FIRE BROUGHT UNDER CONTROL. VESSEL SUBSEQUENTLY FOUNDERED. 21 OF 28 CREW RESCUED. 7 MISSING. VESSEL SANK AFTER GAS OIL TANKS BURST AND FIRE SPREAD OUT OF CONTROL.

PASSENGER/GENERAL CARGO

CITY OF HYDRA GREECE UNKNOWN EMPTY	1,021 161 1955	FOUNDERED ATL 4	DEVELOPED SUDDEN LIST AND SANK AT ELEUSIS BAY ON 24/11/00 WHILE LAID UP. OIL POLLUTION OF 1,000-1,500 SQUARE METRES WAS CAUSED.
DON MARTIN PHILIPPINES PHILIPPINES	248 1978	FOUNDERED ATL 12	CAPSIZED IN THE BOHOL SEA AREA ON 26/1/00 WHILE BEING TOWED BY A TUG TO CEBU FOR REPAIRS AND IS PRESUMED TO HAVE FOUNDERED.

REFRIGERATED CARGO

LINKUVA BELIZE BELIZE BALLAST	4,160 4,845 1988	FOUNDERED ATL 21	SUSTAINED MAIN ENGINE BREAKDOWN 220 N MILES S.W. OF ACAPULCO IN LAT. 15 03N., LONG. 103 29W., ON 21/6/00 DURING HURRICANE 'CARLOTTA' AND IS PRESUMED TO HAVE FOUNDERED. VESSEL REPORTED ROLLING 35-40 DEGREES IN HEAVY STORM CONDITIONS. COASTGUARD RECOVERED TWO LIFEBOATS, OARS, AND BLANKETS BEARING VESSEL'S NAME. 18 CREW MISSING.
SARATOGA CYPRUS GREECE BALLAST	9,715 10,452 1981	FIRE/EXPLOSION CTL 25	HAD FIRE IN ENGINE ROOM, SUPERSTRUCTURE AND NO'S 3 AND 4 HOLDS, IN HAVANA ROADS ON 10/01/00. BERTHED AT HAVANA. SUBSEQUENTLY TOWED TO MEXICO TO BE BROKEN UP.

SHIP TYPE CATEGORY

SHIP NAME
REGISTRATION
NATIONALITY
CARGO STATUS
CARGO 1
CARGO 2
CARGO 3GT
DWT
DOBINCIDENT TYPE
TYPE OF LOSS
ZONE

CIRCUMSTANCES AND PLACE

REFRIGERATED CARGO (Continued)

NORDLANDIA	1,130	COLLISION	IN COLLISION WITH "EW MCKINLEY" ABOUT 50 METRES OUTBOUND FROM KRONSHADT ON 15/11/00. SUBSEQUENTLY CAPSIZED AND SANK ATTEMPTING TO RETURN TO KRONSHADT HARBOUR CLOSE TO KOTLIN ISLAND. OIL SPILLAGE OCCURRED. 1 CREW MEMBER DEAD.
RUSSIA	1,423	ATL	
RUSSIA	1980	2	
BALLAST MACKEREL			
VICTORY REEFER	1,415	GROUNDING	STRANDED ON ROCKS IN CHANNEL AT HARPER ON 29/5/00.
HONDURAS	1,706	ATL	
NIGERIA	1961	19	
LOADED RELIEF FOOD			

RO-RO CARGO

ENAP I	322	FOUNDERED	CAPSIZED AND SANK AT PUNTA ATRACADERO, NEAR GENTE GRANDE BAY, TIERRA DEL FUEGO, ON 31/1/00 IN HEAVY WEATHER. ALL CREW RESCUED. VESSEL HAD ENGINE PROPULSION TROUBLE AND WAS ASSISTED BY TUGS TO PUNTA ATRACADERO A FEW HOURS PRIOR TO HER SINKING.
CHILE	180	ATL	
UNKNOWN	1972	17	
LOADED HYDROCARBONATE GAS TRUCKS			
GRAND ARABELLA	16,038	FOUNDERED	REPORTED FLOODING IN ABOUT LAT. 15 54N., LONG. 53 24E., ON 10/1/00. ABANDONED BY CREW. SUBSEQUENTLY SANK. 17 CREW TAKEN ON BOARD CONTAINER VESSEL 'KOTA PERDANA', WHICH PROCEEDED FOR ADEN.
LIBERIA	6,742	ATL	
ANTIGUA & BARBUDA	1977	8	
PANDA I	336	FOUNDERED	CAPSIZED AND SANK 5 MILES SOUTH-WEST OF UJUNG KULONAM ON 18/01/00.
INDONESIA		ATL	
INDONESIA	1988	12	
LOADED CHEMICALS			

PASSENGER/RO-RO CARGO

MELRIVIC - 3	198	FOUNDERED	CAPSIZED AND SANK AT ISABEL, LEYTE ISLAND, ON 6/5/00 WHILST PASSENGERS WERE DISEMBARKING.
PHILIPPINES		ATL	
PHILIPPINES	1975	12	
DISCHARGING PASSENGERS TRUCKS CARS			
SAN JUAN FERRY	821	FOUNDERED	FOUNDERED IN LILOAN BAY ON 14/8/00 AFTER EXPLOSION AND FIRE IN ENGINE ROOM ON 13/8/00.
PHILIPPINES	450	ATL	
PHILIPPINES	1969	12	
GURGEN 2	4,178	FIRE/EXPLOSION	CAUGHT FIRE WHILE DOCKED AT TRABZON ON 17/8/00. TOWED OUT TO SEA. VESSEL REPORTED TO BE LISTING. LATER SANK DURING FIRE-FIGHTING OPERATIONS. 12 CREW RESCUED, 1 MISSING. INITIAL INVESTIGATIONS APPEAR TO SHOW THAT AN ELECTRICAL SHORT CIRCUIT HAD SPARKED THE BLAZE.
TURKEY	722	ATL	
TURKEY	1966	4	
EXPRESS SAMINA	4,555	GROUNDING	STRANDED ON ROCKS ON PORTES ISLET, ABOUT 2 MILES W.N.W. OF PAROS ISLAND, IN LAT. 37 04.5N., LONG. 25 06.1E., ON 26/9/00 IN GALE FORCE WINDS. SUSTAINED HULL DAMAGE. FLOODED, LISTED AND SANK SOON AFTER. 452 PEOPLE RESCUED, 82 DEAD AND 1 MISSING. THE PAROS HARBOUR MASTER DIED OF A HEART ATTACK WHILE CO-ORDINATING THE RESCUE OPERATION. THE WRECK IS REPORTED TO BE LYING IN 38 METRES OF WATER WITH A GASH RUNNING THE LENGTH OF HER BOTTOM STARBOARD SIDE.
GREECE	1,099	ATL	
GREECE	1966	4	
LOADED PASSENGERS			

PASSENGER (CRUISE)

BELOFIN I	24,346	FOUNDERED	FOUNDERED 52 NAUTICAL MILES OFF ROBBEN ISLAND ON 21/10/00 WHILE IN TOW TO INDIA FOR BREAKING UP. ALL CREW RESCUED. VESSEL SANK IN 1650 METRES OF WATER.
PANAMA	4,264	ATL	
UNITED STATES OF AMERICA	1932	19	
BALLAST			
SEABREEZE I	21,010	FOUNDERED	TOOK WATER AND LISTED IN LAT. 37 37N., LONG. 71 24W., ON 17/12/00, IN HEAVY WEATHER. SUBSEQUENTLY SANK. ALL CREW RESCUED.
PANAMA	5,671	ATL	
UNKNOWN	1958	24	

SHIP TYPE CATEGORY
 SHIP NAME
 REGISTRATION
 NATIONALITY
 CARGO STATUS
 CARGO 1
 CARGO 2
 CARGO 3

GT
 DWT
 DOB

INCIDENT TYPE
 TYPE OF LOSS
 ZONE

CIRCUMSTANCES AND PLACE

PASSENGER (CRUISE) (Continued)

WORLD DISCOVERER LIBERIA GERMANY LOADED PASSENGERS	3,724 732 1974	GROUNDING ATL 15	STRUCK CORAL REEF IN LAT. 09 01S., LONG. 160 07E., IN SANDFLY PASSAGE ABOUT 20 MILES N. OF HONIARA ON 30/4/00. BEGAN TO LIST AFTER HOLED AND SUBSEQUENTLY BEACHED. ALL PASSENGERS AND CREW RESCUED.
PASSENGER SHIP			
FLYING DOLPHIN V GREECE GREECE LOADED PASSENGERS	142 1976	FIRE/EXPLOSION ATL 4	CAUGHT FIRE IN ENGINE ROOM OFF CAPE TOURLOS, AEGINA ISLAND ON 22/8/00. FIRE FOUGHT BY TUGS. TOWED TO A DOCK AREA AT PIRAEUS. ALL PASSENGERS AND CREW RESCUED AND TAKEN TO ZEA PORT. VESSEL SUSTAINED SERIOUS DAMAGE TO SUPERSTRUCTURE AND IS BADLY CHARRED.
VIVA PENAFRANCIA II PHILIPPINES PHILIPPINES LOADED PASSENGERS MOTOR VEHICLES	260 239 1979	CONTACT ATL 12	STRUCK FISH CORRAL WHILST ON VOYAGE BETWEEN MINDORO ISLAND AND BATANGAS ON 17/4/00. LISTED AND SANK 6 N MLS FROM BATANGAS SAME DAY WHILST IN TOW. PROPELLER DAMAGED SUSTAINED. ALL PASSENGERS AND CREW RESCUED SAFELY.
FISH CATCHING			
AN ORIENT FRANCE FRANCE	268 379 1976	FOUNDERED ATL 1	FOUNDERED ABOUT 68 MILES OFF KERRY HEAD, WEST COAST OF IRELAND, ON 1/10/00 IN HEAVY WEATHER. 3 CREW RESCUED, 8 MISSING. VESSEL WAS REPORTED TO HAVE SUNK WITHIN SECONDS AFTER BEING SWAMPED BY A GIANT WAVE.
ANNANDALE UNITED KINGDOM UNITED KINGDOM	134 1981	FOUNDERED ATL 29	REPORTED TAKING WATER IN LAT. 61 12N., LONG. 00 38W., ON 23/3/00. ABANDONED BY CREW. TAKEN IN TOW IN DIRECTION OF CULLIVOE YELL, BUT SANK IN LAT. 60 06.57N., LONG. 00 38.63W. LATER SAME DAY. ALL CREW RESCUED BY FV 'ENDEAVOUR', WHICH ALSO TOOK VESSEL IN TOW.
CAPT. TONY-PETER UNITED STATES OF AMERICA UNITED STATES OF AMERICA	119 1973	FOUNDERED ATL 25	PART SUBMERGED ABOUT 8 MILES N.E. OF GALVESTON ON 1/11/00 AFTER TAKING WATER AND IS PRESUMED TO HAVE FOUNDERED. 3 CREW RESCUED. A PRELIMINARY INVESTIGATION BY THE COAST GUARD INDICATES THAT VESSEL BEGAN TAKING WATER DUE TO LOSS OF A SEALANT AROUND THE PROPELLER SHAFT.
CHWAN YI No. 1 BELIZE CHINA (TAIWAN)	389 1981	FOUNDERED ATL 19	REPORTED 14/5/00; FOUNDERED IN LAT. 37 11.25S., LONG. 08 03 18E. ALL 23 CREW AND 2 DOGS RESCUED BY BULK CARRIER 'RAHMI PAK' AND TAKEN TO CAPE TOWN.
CIUDAD DE ARUCAS UNKNOWN UNKNOWN	323 270 1964	FOUNDERED ATL 5	REPORTED FOUNDERED NOVEMBER 2000.
DESTINY UNITED STATES OF AMERICA UNITED STATES OF AMERICA	187 1978	FOUNDERED ATL 27	FOUNDERED NEAR ROCKY POINT, JUST N.E. OF KARLUK, KODIAK ISLAND, ON 20/4/00 AFTER TAKING WATER. ALL 5 CREW RESCUED. AN OIL SHEEN FROM SUNKEN VESSEL WAS REPORTED IN THE SHELKOF STRAIT, 4.5 MILES LONG AND SPREADING SOUTHWEST.
ERNESTINA II PERU PERU	268 306 1992	FOUNDERED ATL 20	FOUNDERED NORTH OF CALLAO DURING SEPTEMBER 2000.
ESHA NESS UNITED KINGDOM UNITED KINGDOM	114 1973	FOUNDERED ATL 1	FOUNDERED 60 MILES S.E. OF SUMBURGH HEAD ON 4/11/00 AFTER TAKING WATER. ALL 5 CREW PICKED UP BY FV 'EVENING STAR' AND TAKEN TO PETERHEAD. WEATHER ON SCENE WAS SLIGHT WITH A NORTH-WESTERLY FORCE 3.
KINGSTON FINLAND FINLAND	202 1967	FOUNDERED ATL 2	FOUNDERED N. OF ALAND ISLANDS ON 25/2/00 IN HEAVY WEATHER.

SHIP TYPE CATEGORY

SHIP NAME
REGISTRATION
NATIONALITY
CARGO STATUS
CARGO 1
CARGO 2
CARGO 3

GT
DWT
DOB

INCIDENT TYPE
TYPE OF LOSS
ZONE

CIRCUMSTANCES AND PLACE

FISH CATCHING (Continued)

LESLIE LEE UNITED STATES OF AMERICA UNITED STATES OF AMERICA LOADED PACIFIC WHITING	186 1977	FOUNDERED ATL 21	CAPSIZED AND SANK 9 MILES W. OF TRINIDAD HEAD, CA., ON 22/5/00 WHILST FISHING IN HEAVY SEAS. ALL 3 CREW RESCUED. VESSEL SANK IN 600 FEET OF WATER.
MERA I UNITED KINGDOM UNITED KINGDOM	301 298 1964	FOUNDERED ATL 1	FOUNDERED IN LAT. 49 50N., LONG. 11 24W., ON 22/4/00 AFTER TAKING WATER IN ENGINE ROOM. ALL 13 CREW RESCUED.
ODYSSEAS TANZANIA TANZANIA LOADED PASSENGERS	154 92 1989	FOUNDERED ATL 9	CAPSIZED AT SHUGU BAY, NEAR KISIJU, TANZANIA ON 1/7/00 IN HEAVY SEAS AND IS PRESUMED TO HAVE FOUNDERED. 13 MISSING.
PROGRESS UNITED KINGDOM UNITED KINGDOM	114 82 1982	FOUNDERED ATL 1	FOUNDERED IN LAT. 57 00.9N., LONG. 00 31.5E., ON 1/5/00 AFTER ENGINE ROOM FLOODED. ALL CREW RESCUED.
RYUHO MARU No. 5 JAPAN JAPAN	160 1983	FOUNDERED ATL 13	CAPSIZED AND SANK 30 MILES S. OF URAKAWA IN LAT. 41 53N., LONG. 142 47 E., ON 11/9/00 AFTER SHIFTING TO ONE SIDE WHILST DRAWING IN FISHING NETS. 14 CREW MISSING.
SCHS-0777 UKRAINE UKRAINE	104 69 1979	FOUNDERED ATL 4	FOUNDERED IN THE BLACK SEA DURING OCTOBER 2000. ALL CREW RESCUED.
SOLWAY HARVESTER UNITED KINGDOM UNKNOWN	160 1992	FOUNDERED ATL 1	FOUNDERED IN LAT. 54 05N., LONG. 04 09W., ON 11/01/00. SUBSEQUENTLY RAISED FOR FURTHER INSPECTION. ALL 7 CREW DEAD.
TAYFUN-1 RUSSIA RUSSIA	722 642 1975	FOUNDERED ATL 13	LISTED 30 NAUTICAL MILES S.E. OF ITURUP ISLAND, KURILE ISLANDS, ON 18/10/00 DURING A SEVERE STORM. SANK 19/10/00. ALL CREW RESCUED.
TRYLAM No. 7 PANAMA URUGUAY	642 511 1960	FOUNDERED ATL 18	FOUNDERED IN LAT. 34 29.15S., LONG. 48 24.05W., ON 30/5/00 AFTER WATER INGRESS ON 29/5/00. ALL 19 CREW RESCUED.
ZORROZAURRE UNITED KINGDOM UNITED KINGDOM	205 1961	FOUNDERED ATL 1	TOOK WATER 140 MILES SOUTH OF MIZEN HEAD ON 30/11/00 IN HEAVY WEATHER. SUBSEQUENTLY DRIFTED WHILST SUBMERGED AND WRECKED ON ROCKS NEAR ROANCARRIG LIGHTHOUSE IN BANTRY BAY. ALL CREW RESCUED.
AMERICAN STAR UNITED STATES OF AMERICA UNITED STATES OF AMERICA LOADED COD	442 1989	FIRE/EXPLOSION ATL 27	CAUGHT FIRE ABOUT 8 MILES S.E. OF UNIMAK ISLAND ON 11/2/00 IN ROUGH SEAS. ABANDONED BY CREW. DRIFTED AND RAN AGROUND ON A SMALL ISLAND IN LAT. 54 32N., LONG. 166 22W., SAME DAY. ALL 5 CREW RESCUED. AN OVERFLIGHT ON 13/2/00 REPORTED THAT VESSEL WAS NO LONGER BURNING AND THERE WAS NO SIGN OF POLLUTION. THE FIRE, WHICH STARTED IN VESSEL'S FUNNEL, APPEARS TO HAVE BEEN LIMITED TO THE SUPERSTRUCTURE. ALMOST ALL THE 60,000 POUNDS OF ROTTING COD WAS SUBSEQUENTLY PUMPED OFF VESSEL BY THE SALVAGE TEAM. BAD WEATHER HAMPERED REFLOATING OPERATIONS.
ROSS ALCEDO UNITED KINGDOM SPAIN	255 1973	FIRE/EXPLOSION ATL 1	HAD FIRE IN LAT. 50 25N., LONG. 06 56W., ON 16/01/00. SUBSEQUENTLY TAKEN IN TOW FOR FALMOUTH SAME DAY, ARRIVED FALMOUTH 17/01/00 AND PLACED ALONGSIDE DUCHY WHARF. LATER TAKEN TO COUNTY WHARF FOR BREAKING. ALL CREW RESCUED.
SEAFRESH 1 NEW ZEALAND NEW ZEALAND	456 1975	FIRE/EXPLOSION ATL 16	CAUGHT FIRE AND TAKING WATER IN LAT. 43 20.57S., LONG. 176 45.38W., ON 9/3/00. FIRE EXTINGUISHED AND WATER INGRESS STEMMED. TAKEN IN TOW TO CHATHAM ISLANDS WHERE LATER FOUNDERED OFF EAST COAST OF HANSON BAY 17/3/00.
DAE WOONG No. 5 KOREA (SOUTH) UNKNOWN	449 498 1973	COLLISION ATL 18	SANK AFTER COLLISION WITH MFV 'SHINWOO NO. 111' IN LAT. 49 36.1S., LONG. 61 16W., ON 16/2/00 IN DENSE FOG. HOLED IN NO. 2 FISH HOLD. ALL 29 CREW RESCUED.

SHIP TYPE CATEGORY
SHIP NAME
REGISTRATION
NATIONALITY
CARGO STATUS
CARGO 1
CARGO 2
CARGO 3

GT
DWT
DOB

INCIDENT TYPE
TYPE OF LOSS
ZONE

CIRCUMSTANCES AND PLACE

FISH CATCHING (Continued)

ARCSA UNITED KINGDOM UNITED KINGDOM	248 1974	GROUNDING ATL 1	STRANDED ON THE SKERD ROCKS, 13 MILES S.E. OF SLYNE HEAD, IN NORTH GALWAY BAY, ON 03/10/00 IN HEAVY WEATHER. LATER REPORTED SUBMERGED AND BROKEN UP IN LAT. 53 15.2N., LONG. 09 59W., DURING WORSENING WEATHER CONDITIONS. 1 CREW RESCUED, 7 DEAD, 5 MISSING. VARIOUS DEBRIS/WRECKAGE FROM VESSEL WAS WASHED ASHORE AND RECOVERED.
ATLASOVO RUSSIA RUSSIA	448 207 1988	GROUNDING ATL 30	STRANDED IN THE BERING SEA, NEAR THE SOUTH END OF KARAGINSKIY ISLAND, DURING AUGUST 2000. SUBSEQUENTLY SANK. ALL CREW RESCUED.
JESSICA ANN UNITED STATES OF AMERICA UNITED STATES OF AMERICA	173 1979	GROUNDING ATL 24	STRANDED AND SANK ABOUT 2 MILES S.E. OF CAPE ELIZABETH, MA., ON 20/2/00. ALL 5 CREW RESCUED. VESSEL SUSTAINED A RUPTURED HULL AND SANK IN 150-FT OF WATER. SMALL LEAKAGE OF DIESEL OIL FROM WRECK.
KARGANIK RUSSIA RUSSIA	172 88 1973	GROUNDING ATL 13	STRANDED NEAR THE NORTH END OF ONEKOTAN ISLAND, KURILE ISLANDS, DURING OCTOBER 2000. 1 CREW DEAD.
OTLIV RUSSIA RUSSIA	163 88 1978	GROUNDING ATL 13	REPORTED STRANDED IN LAT. 46 14N., LONG., 141 54E., ON 10/01/00, IN HEAVY WEATHER. SUSTAINED SERIOUS DAMAGE AND FLOODING TO THE EXTENT THAT OWNERS HAVE DECIDED NOT TO SALVAGE.
SIKHOTE-ALIN RUSSIA RUSSIA	595 289 1968	GROUNDING ATL 13	STRANDED NEAR VILLAGE OF SVETLAYA, SEA OF JAPAN, OCTOBER 2000. ALMOST ALL COMPARTMENTS FLOODED. ABANDONED BY OWNERS.
SWORDMAN I UNITED STATES OF AMERICA UNITED STATES OF AMERICA LOADED MONOFILAMENT LINES BRANCH LINES	108 1986	GROUNDING CTL 14	STRANDED AT PEARL & HERMES ATOLL IN LAT. 27 50N., LONG. 175 50W., ON 5/6/00. SUBSEQUENTLY REMOVED FROM THE ATOLL AND SCUTTLED IN DEEP WATER. SPILLAGE OF OIL OCCURRED.
BCM ATLANTIC CANADA CANADA	877 1973	CONTACT ATL 28	FOUNDERED ABOUT 130 MILES E. OF GOOSE BAY, LABRADOR, IN LAT. 53 09.4N., LONG. 52 11W., ON 18/3/00 IN ROUGH SEAS AFTER TAKING WATER DUE TO STRIKING SOMETHING. ALL 26 CREW RESCUED. VESSEL POSSIBLY HIT AN ICEBERG.

OTHER FISHING

CHUKOTSKIY BEREG RUSSIA RUSSIA EMPTY	12,703 9,606 1980	GROUNDING ATL 12	BROKE FROM TOW, DRIFTED AND STRANDED ON PRATAS REEF, IN LAT. 20 37N., LONG. 116 53E., ON 15/11/00. SALVAGE CONTRACT SUBSEQUENTLY CANCELLED DUE TO ADVERSE WEATHER.
---	-------------------------	------------------------	--

OFFSHORE SUPPLY

BONEA SPAIN SPAIN	360 1975	FOUNDERED ATL 31	REPORTED PART SUBMERGED IN LAT. 06 30N., LONG. 22 10W., ON 26/10/00. BOW SECTION OF VESSEL ABOVE WATER. REPORTED COMPLETELY SUNK 27/10/00. ALL CREW RESCUED.
CHERAMIE BO-TRUC No. 26 UNITED STATES OF AMERICA UNITED STATES OF AMERICA	198 500 1977	FOUNDERED ATL 25	FOUNDERED ABOUT 78 MILES S. OF MARSH ISLAND, IN LAT. 22 06N., LONG. 91 40W., ON 6/11/00 IN HEAVY WEATHER. 4 CREW RESCUED, 2 MISSING.
GHAREB BELIZE UNITED ARAB EMIRATES LOADED PIPES	480 800 1973	FOUNDERED ATL 8	CAPSIZED AND SANK NEAR THE UMM AL-DALKH OILFIELD, OFF ABU DHABI, ON 10/2/00 IN ROUGH SEAS. WRECK RAISED/REFLOATED DURING JULY AND SUBSEQUENTLY REDELIVERED. 9 CREW RESCUED, 1 DEAD.

RESEARCH

SUN BIRD SAINT VINCENT UNITED STATES OF AMERICA LOADED GYPSUM	1,886 2,997 1974	FOUNDERED ATL 23	FOUNDERED IN LAT. 13 04.5N., LONG. 69 51W ON 16/4/00. ALL 13 CREW RESCUED.
---	------------------------	------------------------	--

SHIP TYPE CATEGORY

SHIP NAME
REGISTRATION
NATIONALITY
CARGO STATUS
CARGO 1
CARGO 2
CARGO 3GT
DWT
DOBINCIDENT TYPE
TYPE OF LOSS
ZONE

CIRCUMSTANCES AND PLACE

TOWING/PUSHING

BODRYY RUSSIA RUSSIA	109 79 1959	FOUNDERED ATL 30	FOUNDERED OFF VERKHOTUROVO ISLAND, IN THE SEA OF OKHOTSK, ON 27/10/00 DURING A HEAVY STORM. 3 CREW DEAD, REMAINDER MISSING.
FRITZI K. UNITED STATES OF AMERICA UNKNOWN	192 1967	FOUNDERED ATL 25	FOUNDERED 50 MILES S.E. OF CAMERON, LA., ON 18/11/00 AFTER TAKING WATER. ALL 6 CREW RESCUED. VESSEL WAS REPORTED TO BE LISTING HARD TO PORT PRIOR TO SINKING.
KARAPIPERIS 8 GREECE GREECE LOADED	152 138 1961	FOUNDERED ATL 4	FOUNDERED IN LAT. 37 58N., LONG. 23 32E., ON 12/7/00 DURING TOWING. ALL 4 CREW RESCUED. VESSEL SANK IN 13 METRES.
EL CABALLO GRANDE VANUATU UNITED STATES OF AMERICA	377 1966	FIRE/EXPLOSION ATL 23	CAUGHT FIRE IN ENGINE ROOM AND HAD EXPLOSION WHILE TOWING THREE TUGS ABOUT 25 MILES OFF BUOY M, IN THE GULF OF VENEZUELA, ON 6/2/00. COLLIDED WITH TUG 'RIO MOTATAN', THE FIRST IN THE FORMATION, AND SANK. ALL CREW RESCUED. IT IS REPORTED THAT THERE ARE NO PLANS TO RAISE VESSEL, WHICH WAS ON ITS WAY TO THE UNITED STATES FOR SCRAPPING AT THE TIME OF THE INCIDENT.
RIO MOTATAN VENEZUELA UNITED STATES OF AMERICA	122 1966	COLLISION ATL 23	STRUCK BY TUG 'EL CABALLO GRANDE' WHILE UNDER TOW ABOUT 25 MILES OFF BUOY M, IN THE GULF OF VENEZUELA, ON 6/2/00. BROKE ADRIPT FROM TOW AND SANK.
KETA V CANADA CANADA	236 1961	GROUNDING ATL 28	STRANDED AT EASTERN HEAD, APPROACHES TO LIVERPOOL, NS., ON 3/10/00. TOOK WATER. ABANDONED BY CREW. SANK IN LAT. 44 02.38N., LONG. 64 39.39W., ON 5/10/00. ALL 7 CREW RESCUED. DIVERS PLUGGED VENTS IN VESSEL, BUT OIL SPILL OBSERVED.
DREDGING			
PETER MADSEN DENMARK (DIS) DENMARK	147 183 1968	FOUNDERED ATL 2	STARTED MAKING WATER AND QUICKLY SANK IN LAT. 54 30.2N., LONG. 12 05.2E., ON 5/11/00. SUBSEQUENTLY RAISED AND ARRIVED IN TOW AT GEDSER 16/11/00. ALL 3 CREW RESCUED SAFELY.
HOEI MARU No. 10 JAPAN JAPAN	497 1,358 1968	GROUNDING ATL	STRANDED OFF NAKANOSE, SHIMA-CHO, FUKUOKA PREF., ON 29/9/00. SUBSEQUENTLY SANK.

APPENDIX 2

DISPOSALS DURING 2000

Listing of individual ships - sorted by shiptype category and country of breaking

Details

Shiptype Category	Ship Name	Gross Tonnage	Deadweight	Registration (Flag)	Date of Build (DOB)	Country of Breaking (COB)	Ship Breaker or Place of Breaking	Date of Breaking	Price per Light Tonnes Displacement
----------------------	-----------	------------------	------------	------------------------	------------------------	------------------------------	--------------------------------------	------------------	--

SHIP TYPE	SHIP NAME	GT	Dwt	FLAG	DOB	COB	BREAKER / PLACE	DATE	PRICE	
LPG TANKER	HAVGAST	31 254	38 928	NORWAY (NIS)	1971	INDIA	Alang	20000520	\$155.00	
	MELROSE	1 999	2 713	BOLIVIA	1971	INDIA	BALDEV SHIPBREAKERS LTD.	20000518		
	BERGA	5 136	5 290	ALGERIA	1967	INDIA	TAGRIF SHIPBREAKING CO.	20000407		
	AGHA-I	4 266	5 809	LIBERIA	1971	PAKISTAN	Gadani Beach	20000420		
	VICTORIA 1	1 217	1 103	PANAMA	1970	THAILAND		20000200		
	CAPO ROSSO	1 592	1 318	ITALY	1967	TURKEY	Aliaga	20000104		
	ANDALUSIA	1 707	2 256	ITALY	1968	TURKEY	Aliaga	20000725	\$86.00	
CHEMICAL	SEAEMPRESS II	15 964	28 528	MALTA	1975	CHINA		20001200	\$187.50	
	ATLAS M	17 905	29 990	UNKNOWN	1972	CHINA	Xinhui, Guangdong Prov.	20000706		
	STOLT SPUR	14 543	23 299	LIBERIA	1970	INDIA	Alang	20001201	\$192.00	
	CORSICA	11 659	16 529	PANAMA	1979	INDIA	Alang	20000704		
	EMPRESS	14 780	24 222	NORWAY (NIS)	1971	INDIA	BANSAL SHIPBREAKERS	20000406	\$148.00	
	SPIRIT	36 697	66 609	SINGAPORE	1979	INDIA	CROWN STEEL CO.	20000509	\$151.00	
	ZAGLEBIE SIARKOWE	6 711	9 783	POLAND	1976	INDIA	Mumbai	20000718	\$155.00	
	MAX III	1 314	1 863	HONDURAS	1970	INDIA	Mumbai	20001001		
	AFFINITY	36 697	66 726	SINGAPORE	1979	INDIA	MAHENDRA STEEL TRADERS	20000521	\$151.00	
	PROFESOR BOHDANOWICZ	6 688	9 694	POLAND	1974	INDIA	SANJAY STEEL CORP.	20000601	\$142.00	
	STOLT SURF	14 543	23 299	LIBERIA	1970	INDIA	WESTERN SHIPBREAKING CORP.	20000309	\$142.00	
	ALBERTO	1 439	2 218	ITALY	1962	ITALY		20000200		
	KYOKAI MARU No. 7	191	300	JAPAN	1980	JAPAN	Etajima, Hiroshima Pref.	20000929		
	KYOKUSHIN MARU	286	737	JAPAN	1977	JAPAN	Okayama, Okayama Pref.	20001113		
	KYOKUHO MARU No. 5	231	599	JAPAN	1968	JAPAN	Okayama, Okayama Pref.	20001205		
	TOHO MARU No. 8	177	268	JAPAN	1964	JAPAN	Tadotsu, Kagawa Pref.	20000905		
RYKA	4 717	7 889	PANAMA	1974	TURKEY	Aliaga	20000530			
CRUDE OIL TANKER	SEAMASTER	114 671	234 925	MALTA	1975	BANGLADESH	Chittagong Roads	20000717	\$159.00	
	KUDOS	114 446	232 530	SINGAPORE	1975	BANGLADESH	Chittagong	20000503	\$144.00	
	AFRICAN ADDAX	43 432	83 443	GREECE	1975	BANGLADESH	Chittagong	20000605	\$148.00	
	OILINVEST PRIMA	75 215	155 106	MALTA	1975	BANGLADESH	Chittagong	20000421	\$147.00	
	SVELVIK	134 146	276 050	BAHAMAS	1975	BANGLADESH	Chittagong	20000802	\$160.00	
	M VISION	20 093	36 981	LIBERIA	1976	BANGLADESH	Chittagong	20000329	\$131.00	
	KAN	131 915	283 878	INDIA	1975	BANGLADESH	Chittagong	20000903	\$153.00	
	ROMINA G	67 104	132 285	MALTA	1977	BANGLADESH	Chittagong	20000618	\$150.00	
	ALEXANDROS	42 585	81 552	GREECE	1975	BANGLADESH	Chittagong	20001013	\$182.00	
	JAHRE SPIRIT	62 290	124 058	NORWAY (NIS)	1975	BANGLADESH	Chittagong	20000605	\$150.00	
	KRITI AMBASSADOR	62 615	123 619	GREECE	1975	BANGLADESH	Chittagong	20000223	\$140.00	
	SINGA STAR	48 459	87 281	BAHAMAS	1975	BANGLADESH	Chittagong	20000802	\$158.00	
	JAHRE VENTURE	185 398	392 798	NORWAY (NIS)	1975	BANGLADESH	Chittagong	20000727	\$158.00	
	EQUATOR	56 832	112 745	MALTA	1978	BANGLADESH	Chittagong	20000600	\$158.00	
	SAINT NICHOLAS II	25 747	47 534	MALTA	1974	BANGLADESH	Chittagong	20001009	\$187.00	
	MARTINA PRIMA	19 113	32 045	ITALY	1973	BANGLADESH	Chittagong	20001106		
	TIBA	64 350	117 979	UNKNOWN	1973	BANGLADESH	Chittagong	20001102	\$95.00	
	MONTE OLIVETO	16 019	25 997	ITALY	1965	BANGLADESH	Chittagong	20000724	\$164.00	
	TANKO	158 529	333 750	MALTA	1974	BANGLADESH	KABIR STEEL LTD.	20000609	\$136.00	
		Two explosions occurred on vessel on 14/6/00 and resulted in the loss of about 25 workers.								
		DENA	178 257	372 201	IRAN	1975	BANGLADESH	Z.N. ENTERPRISE	20000522	\$148.00
	Had explosion and fire at shipbreaking yard on 31/5/00 while being dismantled. 10 workers were killed and 14 others injured.									

SHIP TYPE	SHIP NAME	GT	Dwt	FLAG	DOB	COB	BREAKER / PLACE	DATE	PRICE
CRUDE OIL TANKER (Continued)	SAUDI SPLENDOUR	136 655	280 511	MARSHALL ISLANDS	1975	CHINA		20000309	\$129.00
	WABASHA	50 222	81 278	LIBERIA	1975	CHINA		20000304	\$129.00
	HARRIER	135 712	276 069	MARSHALL ISLANDS	1975	CHINA	Guangzhou, Guangdong Prov.	20001110	\$188.00
	LACERTA	70 858	135 000	MALTA	1975	CHINA	Shanghai	20000315	\$130.00
	BRITISH RANGER	130 145	269 881	BERMUDA	1976	CHINA	SHUANGSHUI SHIPBREAKING & STEEL ROLLING CO.	20000510	\$126.00
	BRITISH RESOURCE	130 145	269 695	BERMUDA	1975	CHINA	Xinhui, Guangdong Prov.	20000325	\$128.00
	BRITISH RELIANCE	130 145	269 770	BERMUDA	1975	CHINA	Xinhui, Guangdong Prov.	20000125	\$126.00
	ASTRA	76 754	145 680	MALTA	1975	CHINA	Xinhui, Guangdong Prov.	20000303	\$130.00
	ARAMIS	138 589	279 938	FRENCH ANTARCTIC TERRITORY	1976	CHINA	Xinhui, Guangdong Prov.	20000303	\$129.00
	ENALIOS DROMEUS	47 570	90 955	GREECE	1976	CHINA	Xinhui, Guangdong Prov.	20001118	\$186.00
	SEARACER	70 596	139 414	MALTA	1975	CHINA	Xinhui, Guangdong Prov.	20000809	\$162.00
	ASTRAL	70 842	127 505	MARSHALL ISLANDS	1975	CHINA	Xinhui, Guangdong Prov.	20000203	\$135.00
	HOPES	50 168	96 550	MALTA	1974	CHINA	Xinhui, Guangdong Prov.	20000307	\$128.50
	WORLD CHAMPION	131 842	273 150	LIBERIA	1974	CHINA	Xinhui, Guangdong Prov.	20000325	\$127.00
	CHEVRON FELUY	126 723	268 430	BAHAMAS	1973	CHINA	Xinhui, Guangdong Prov.	20000731	\$162.25
	UNDIA	64 350	117 979	CAMBODIA	1973	INDIA	Alang	20000604	\$103.00
	AL MADINA I	13 158	22 239	PANAMA	1974	INDIA	Alang	20001201	\$172.00
	VOLANS	168 524	362 118	LIBERIA	1975	INDIA	Alang	20000702	\$142.00
	CHRISTI	29 780	52 800	SAINT VINCENT	1960	INDIA	Alang	20000802	\$172.00
	PRINCE	138 008	284 522	NORWAY (NIS)	1973	INDIA	Alang	20000222	\$135.00
	MESSAPIA	48 427	91 838	UNKNOWN	1977	INDIA	GUJARAT SHIP TRADING CORP.	20000223	\$142.00
	AVON V	37 083	66 060	MALTA	1974	INDIA	GURU AASHISH SHIPBREAKERS	20000123	\$152.00
	PEARL	69 222	140 905	MALTA	1975	INDIA	HARYANA STEEL CO.	20000501	\$152.00
	ARCADIA	159 147	337 800	MALTA	1977	INDIA	HARYANA STEEL CO.	20000125	\$134.00
	SOMERSET	132 748	274 756	LIBERIA	1974	INDIA	INTERNATIONAL STEEL CORP.	20000221	\$133.00
	BIG	137 364	289 980	BELIZE	1975	INDIA	KAMDAR & ASSOCIATES	20000222	\$135.00
	ACQUILA TRADER	126 143	260 849	LIBERIA	1975	INDIA	M.T. SHIP BREAKERS	20000220	\$137.00
	SOVEREIGN	188 947	402 934	LIBERIA	1978	INDIA	PRIYA BLUE INDUSTRIES (PVT.) LTD.	20000216	\$130.00
	KIMOLOS	63 302	123 965	GREECE	1974	INDIA	R.K. INDUSTRIES (UNIT 2)	20000107	\$150.00
	SYMI	130 145	269 350	GREECE	1973	INDIA	R.K. INDUSTRIES (UNIT 2)	20000223	\$137.50
	CONCORDIA C.	65 938	130 498	PANAMA	1976	INDIA	VIRENDRA & CO.	20000122	\$155.00
	ETHNIC	132 590	274 630	GREECE	1975	PAKISTAN	Gadani Beach	20000302	\$125.00
	ALANDIA TIDE	57 663	99 958	BAHAMAS	1975	PAKISTAN	Gadani Beach	20000222	\$133.00
	ATHENIAN LADY	47 756	92 145	CYPRUS	1977	PAKISTAN	Gadani Beach	20000222	\$136.00
	STARS	57 211	112 745	MALTA	1976	PAKISTAN	Gadani Beach	20000328	\$150.00
	SALLY STOVE	62 824	128 358	NORWAY (NIS)	1977	PAKISTAN	Gadani Beach	20000222	\$136.00
	PROSPERITY	46 253	89 725	MALTA	1975	PAKISTAN	Gadani Beach	20000325	\$129.00
ASTRO ALPHA	130 383	246 000	GREECE	1976	PAKISTAN	Gadani Beach	20000322	\$125.00	
ALETTE STOVE	62 824	127 004	NORWAY (NIS)	1977	PAKISTAN	CONTINENTAL SHIPBREAKING CO.	20000329	\$132.00	
BAYRAKTAR I	46 975	85 091	TURKEY	1968	TURKEY	Aliaga	20000807		
OIL PRODUCTS TANKER	NOVO VOYAGER	10 504	18 797	MALTA	1968	BANGLADESH	Chittagong	20001026	
	NORTH WIND	16 974	28 000	MALTA	1969	BANGLADESH	Chittagong	20000521	\$135.00
	SALLY II	16 746	30 229	INDONESIA	1973	BANGLADESH	Chittagong	20001023	\$115.00
	FABRIZIA PRIMA	17 381	29 990	ITALY	1972	BANGLADESH	Chittagong	20001109	
	MONTE CHIARO	18 832	32 531	ITALY	1972	BANGLADESH	Chittagong	20000605	\$167.00

SHIP TYPE	SHIP NAME	GT	Dwt	FLAG	DOB	COB	BREAKER / PLACE	DATE	PRICE
OIL PRODUCTS	ALEX	17 123	30 607	LIBERIA	1973	BANGLADESH	Chittagong	20001031	\$179.00
TANKER (Continued)	WHITE SEA	16 980	29 990	UNKNOWN	1971	BANGLADESH	Chittagong	20001129	\$178.00
	MEGA BAY	71 107	139 209	NORWAY (NIS)	1976	BANGLADESH	Chittagong	20000718	\$155.00
	PANORAMA	20 460	36 505	GREECE	1974	BANGLADESH	Chittagong	20000903	\$181.00
	CORAL SEA II	48 736	89 753	PANAMA	1973	BANGLADESH	Chittagong	20000605	\$150.00
	PROBITAS	17 110	31 185	MALTA	1974	BANGLADESH	Chittagong	20000724	\$155.00
	EDOVIA	37 016	66 660	MALTA	1974	BANGLADESH	Chittagong	20000409	\$136.00
	ASEAN PRESTIGE	13 332	22 705	SINGAPORE	1973	BANGLADESH	Chittagong	20000904	\$175.00
	KALAY	18 046	31 885	MALTA	1971	BANGLADESH	Chittagong	20000221	\$132.00
	KOMANDARM FEDKO	17 824	27 480	GEORGIA	1976	BANGLADESH	Chittagong	20000200	
	PETRO SEVERN	11 897	20 087	UNITED KINGDOM	1975	CHINA	Panyu, Guangdong Prov.	20000322	\$129.00
	INA	16 494	28 768	SAINT VINCENT	1972	CHINA	Shanghai	20001015	\$176.50
	KRITI GOLD	17 832	29 967	GREECE	1972	CHINA	Xinhui, Guangdong Prov.	20001030	\$187.00
	BRITISH TAMAR	15 163	25 498	UNITED KINGDOM	1973	CHINA	XINHUJ SHIP BREAKING FACTORY	20001213	
	GREEN STAR	16 706	29 990	MALTA	1973	INDIA	Alang	20000606	\$158.00
	GIGLIO	16 689	29 752	MALTA	1972	INDIA	Alang	20000702	\$145.00
	JOEY	6 397	12 125	BAHAMAS	1972	INDIA	Alang	20000803	\$165.00
	ARPA	16 948	30 328	HONDURAS	1973	INDIA	Alang	20000120	
	AKRADINA	14 712	24 817	ITALY	1973	INDIA	Alang	20000518	\$164.00
	VEMAOIL XXXV	19 413	35 470	BELIZE	1969	INDIA	Alang	20000902	
	GEYVE	12 670	21 442	TURKEY	1969	INDIA	Alang	20001118	\$180.00
	RADER	17 330	32 742	PANAMA	1945	INDIA	Alang	20000828	\$160.00
	JAG PRAKASH	14 870	25 482	INDIA	1974	INDIA	Alang	20001201	\$173.00
	SEABRAVERY	18 948	32 483	MALTA	1973	INDIA	Alang	20000620	\$165.00
	RAFI AHMED KIDWAI	14 418	24 440	INDIA	1975	INDIA	Alang	20001002	\$148.00
	MAVRA	15 979	27 648	PANAMA	1974	INDIA	Alang	20000705	\$170.00
	SANT AMBROGIO	16 236	27 648	PANAMA	1975	INDIA	Alang	20000309	
	KIKU PACIFIC	49 851	96 455	CYPRUS	1975	INDIA	Alang	20000112	
	PROSPERITAS	17 998	31 191	UNKNOWN	1976	INDIA	Alang	20000719	
	JAINARAYAN VYAS	14 481	24 529	INDIA	1975	INDIA	Alang	20001014	\$148.00
	NUNKI	30 605	56 048	MALTA	1976	INDIA	Alang	20001016	\$115.00
	RICCO	22 144	38 711	BAHAMAS	1975	INDIA	Alang	20000125	\$102.00
	VICTO	45 962	87 798	HONDURAS	1976	INDIA	Alang	20000108	\$152.00
	CARNIA	15 015	25 400	CYPRUS	1972	INDIA	ARTI SHIPBREAKERS	20000408	\$100.00
	VARAN	12 720	21 457	SAINT VINCENT	1969	INDIA	CAPITAL STEEL CORP.	20000607	\$115.00
	JAG PRIYA	18 640	32 879	INDIA	1975	INDIA	GOHILWAD SHIPBREAKING CO.	20000223	\$150.00
	RAS AL ASAD STAR	23 598	39 115	SAUDI ARABIA	1975	INDIA	J.K. INDUSTRIES	20000617	\$195.00
	AL JAWZA STAR	23 598	39 115	SAUDI ARABIA	1974	INDIA	J.K. INDUSTRIES	20000219	\$151.00
	NISHA	14 418	24 490	PANAMA	1976	INDIA	KALATHIA SHIPBREAKING PVT. LTD., R.L.	20000411	\$152.00
	FRANCA	13 356	22 726	CAMBODIA	1973	INDIA	KIRAN SHIPBREAKING CO.	20000606	\$125.00
	VANDOU	15 979	27 648	PANAMA	1975	INDIA	KUMAR STEELS	20000606	\$154.00
	COLORADO	13 919	31 081	USA	1944	INDIA	Mumbai	20001028	
	MILLENNIUM 2	10 232	16 540	BELIZE	1971	INDIA	Mumbai	20000617	
	PETRO MERSEY	11 898	20 510	UNITED KINGDOM	1972	INDIA	Mumbai	20000421	\$172.00
	ZARZIS	13 151	22 698	UNKNOWN	1973	INDIA	MELARAM, BAIJNATH	20000606	\$138.00
	SKIKDA	14 243	22 610	UNKNOWN	1970	INDIA	SANJAY STEEL CORP.	20000418	
	SOPHIL	16 236	27 648	PANAMA	1975	INDIA	SETH SHIPBREAKING CORP.	20000223	

SHIP TYPE	SHIP NAME	GT	Dwt	FLAG	DOB	COB	BREAKER / PLACE	DATE	PRICE
OIL PRODUCTS TANKER (Continued)	SANTA ANNA	16 236	27 648	MALTA	1975	INDIA	SHIV CORP.	20000602	
	MATISSE	20 455	29 990	MALTA	1973	INDIA	SHRI RAM STEEL & ROLLING INDUSTRIES	20000506	\$165.00
	ROMANSKY	17 886	29 910	MALTA	1974	INDIA	SUNIL STEEL CORP.	20000503	\$152.00
	NIBUNG/PERMINA 1017	8 726	14 290	INDONESIA	1976	INDONESIA	Tanjung Priok	20000800	
	PAGARDEWA/PERMINA 1018	8 726	14 301	INDONESIA	1976	INDONESIA	Tanjung Priok	20000500	
	SEGESTA	661	1 235	ITALY	1967	ITALY		20000800	
	NISSHO MARU No. 1	406	650	JAPAN	1966	JAPAN	Ogaki, Hiroshima Pref.	20000314	
	HAKUBA	990	2 000	JAPAN	1969	JAPAN	Okayama, Okayama Pref.	20000425	
	KAIUN MARU	198	412	JAPAN	1996	JAPAN	Okayama, Okayama Pref.	20000313	
	FUJIMIYA MARU No. 7	199	410	JAPAN	1978	JAPAN	Sodegaura, Chiba Pref.	20000420	
	KIKU MARU	186	450	JAPAN	1979	JAPAN	Takamatsu, Kagawa Pref.	20001127	
	WHITE COAST	6 315	10 619	PANAMA	1977	MEXICO		20000323	
	JAGUAR IV	22 553	39 998	PANAMA	1975	PAKISTAN	Gadani Beach	20000724	
	MERSI	11 312	17 408	TURKEY	1955	PAKISTAN	Gadani Beach	20001217	
	AL NABILA 3	17 836	30 328	EGYPT	1973	PAKISTAN	Gadani Beach	20001221	\$174.50
	FADILA	1 047	1 391	UNKNOWN	1958	PAKISTAN	COMMERCIAL METAL	20000930	
	COLONNELLO A. SGARALLINI	499	1 134	ITALY	1956	TURKEY	Aliaga	20000724	
	SEALION	12 721	21 413	ITALY	1969	TURKEY	Aliaga	20000724	\$68.00
	OTHER LIQUIDS	SANT III	17 955	31 295	SAINT VINCENT	1973	INDIA	Alang	20000420
OSHIMA MARU		143	143	JAPAN	1974	JAPAN	Etajima, Hiroshima Pref.	20000829	
TERASHIMA MARU		237	443	JAPAN	1942	JAPAN	Sasebo, Nagasaki Pref.	20000531	
BULK DRY	ALLEGRO	11 895	19 717	MALTA	1972	BANGLADESH	Chittagong	20001015	\$157.00
	ALLEGRA	60 390	109 448	PANAMA	1980	BANGLADESH	Chittagong	20001217	\$178.00
	SEA DYNASTY	10 147	13 955	UNKNOWN	1973	BANGLADESH	Chittagong	20001029	
	TERPSICHORE	16 776	26 939	UNKNOWN	1974	BANGLADESH	Chittagong	20000927	
	KHUULA	7 482	11 848	CAMBODIA	1974	BANGLADESH	Chittagong	20001219	\$170.00
	BUDI HUDA	30 195	50 250	BELIZE	1976	BANGLADESH	Chittagong	20001217	\$168.00
	ARGUS	11 883	19 332	LIBERIA	1975	BANGLADESH	Chittagong	20001013	\$168.00
	AREOPOLIS	15 659	26 638	CYPRUS	1974	BANGLADESH	Chittagong	20000611	\$142.00
	RAFAEL	20 093	34 186	LIBERIA	1973	CHINA		20000800	\$164.00
	TALESTA	11 280	18 754	MALTA	1976	CHINA	Jiangyin, Jiangsu Prov.	20000725	\$145.00
	JOY VENTURE	31 644	56 242	PANAMA	1976	CHINA	Zhangjiagang, Jiangsu Prov.	20000307	
	GALINI	14 953	25 651	PANAMA	1971	CHINA	Guangzhou, Guangdong Prov.	20000605	\$135.00
	GOLDEN WEALTH	11 085	18 842	PANAMA	1972	CHINA	Huangpu, Guangdong Prov.	20000600	\$135.00
	CENGIZ-K	33 406	55 060	TURKEY	1975	CHINA	Nanjing, Jiangsu Prov.	20000602	\$138.00
	HARALAMBOS	63 078	112 731	CYPRUS	1976	CHINA	Xinhui, Guangdong Prov.	20001031	\$184.00
	HUASCAR	15 297	25 566	PERU	1974	CHINA	Xinhui, Guangdong Prov.	20000930	
	KARABI	29 985	51 300	BAHAMAS	1972	CHINA	Xinhui, Guangdong Prov.	20000626	
	POSEIDON 8	11 048	20 335	GREECE	1958	EGYPT	TARTOUR CO. FOR BREAKING SHIPS	20000101	
	IBERT	13 661	22 629	BELIZE	1973	INDIA		20001102	\$65.00
	IOANNITSA	29 881	51 913	MALTA	1973	INDIA	Alang	20000603	\$158.00
	ARCADIA	13 663	22 587	BAHAMAS	1973	INDIA	Alang	20000127	
	KOCAELI 1	13 595	22 249	TURKEY	1973	INDIA	Alang	20001212	\$161.00
	YUKATAN	20 336	32 652	LIBERIA	1973	INDIA	Alang	20000705	\$155.00
	PROTECTOR 2	64 670	122 976	CYPRUS	1976	INDIA	Alang	20000926	\$166.00

SHIP TYPE	SHIP NAME	GT	Dwt	FLAG	DOB	COB	BREAKER/PLACE	DATE	PRICE
BULK DRY (Continued)	PROGRESS	17 465	28 327	CYPRUS	1974	INDIA	Alang	20001012	\$167.00
	KAVAKO	36 075	64 173	MALTA	1975	INDIA	Alang	20000125	\$150.00
	EVAN	15 942	26 500	CYPRUS	1974	INDIA	Alang	20001114	\$175.00
	EXPLORER	20 400	34 173	PANAMA	1973	INDIA	Alang	20000714	
	A. ALAMDAR	16 009	27 212	LIBERIA	1974	INDIA	Alang	20000208	\$142.00
	AL ALIYU	15 998	27 226	LIBERIA	1975	INDIA	Alang	20000914	\$170.00
	BREEZE	15 166	25 541	PANAMA	1974	INDIA	Alang	20000916	
	KARTERIA	21 266	34 899	MALTA	1974	INDIA	Alang	20001229	\$168.00
	LEO	22 030	35 982	LIBERIA	1975	INDIA	Alang	20000830	\$167.00
	BEKIR KALKAVAN	20 450	35 223	TURKEY	1975	INDIA	Alang	20001214	\$158.00
	PRIME	19 309	34 995	MALTA	1975	INDIA	Alang	20000915	\$173.00
	OZGUR BEY	20 492	34 626	TURKEY	1976	INDIA	Alang	20000828	\$174.00
	STUDZIANKI	20 286	33 450	POLAND	1975	INDIA	Alang	20000506	\$131.00
	NIRMAL BHUSHAN	16 379	26 333	INDIA	1976	INDIA	Alang	20000506	\$155.00
	ALPINIA	16 803	27 947	MALTA	1976	INDIA	Alang	20000322	\$135.00
	APJ ANAND	10 588	16 882	INDIA	1977	INDIA	Alang	20001018	\$170.00
	APPA	33 552	54 563	SAINT VINCENT	1980	INDIA	Alang	20000902	\$167.00
	SUTHATHIP NAREE	10 675	17 161	SINGAPORE	1977	INDIA	Alang	20000915	\$171.00
	ALKMINI A	23 649	35 657	PANAMA	1970	INDIA	Alang	20001224	
	MIMCO	8 412	12 480	BOLIVIA	1969	INDIA	Alang	20001027	
	JULPHAR A	19 257	36 080	UNITED ARAB EMIRATES	1969	INDIA	Alang	20000720	\$158.00
	PACIFIC TRIDENT	26 141	43 930	UNKNOWN	1969	INDIA	Alang	20000109	
	WINCO TRADER	11 960	19 933	SAINT VINCENT	1969	INDIA	Alang	20000520	
	HACI SEFER KALKAVAN	11 174	19 902	TURKEY	1967	INDIA	Alang	20001215	\$152.00
	IVORY	20 547	34 750	CYPRUS	1971	INDIA	Alang	20001019	\$183.00
	ELPIDA	14 900	25 635	PANAMA	1971	INDIA	Alang	20000819	
	DYNAMIC HORIZON	16 937	29 023	CYPRUS	1972	INDIA	Alang	20000706	\$147.00
	FREEDOM K	15 683	27 156	PANAMA	1972	INDIA	Alang	20000927	\$165.00
	PROTEUS	12 668	21 916	CYPRUS	1972	INDIA	Alang	20000720	\$157.00
	SEAFARER I	29 542	54 116	MALTA	1973	INDIA	Alang	20000803	\$166.00
	ROW	20 495	34 054	MALTA	1972	INDIA	Alang	20001101	\$175.00
	HERON	20 422	34 194	GREECE	1972	INDIA	Alang	20001020	\$183.00
	STANDARD ENDEAVOUR	36 445	68 314	MALTA	1972	INDIA	Alang	20000408	\$147.00
	NORQUEST	17 475	27 376	BAHAMAS	1972	INDIA	Alang	20000209	
	MED CARRARA	25 305	41 270	MALTA	1971	INDIA	Alang	20000223	\$135.00
	ELLI M	12 315	19 796	MALTA	1971	INDIA	Alang	20001223	\$165.00
	IRAN FAKORI	16 723	27 359	IRAN	1971	INDIA	Alang	20000919	\$172.00
	THANKS GROUP	17 339	28 788	PANAMA	1971	INDIA	Alang	20001204	\$138.00
	VICTOR III	10 165	16 992	PANAMA	1970	INDIA	Alang	20000929	\$117.50
	MARINAKI	25 906	45 204	MALTA	1970	INDIA	Alang	20000602	\$152.00
LARVIK-S	3 923	5 735	BAHAMAS	1970	INDIA	Alang	20001031	\$170.00	
PETCHRADA	11 866	19 464	THAILAND	1970	INDIA	Alang	20000407	\$137.00	
P-STAR	16 074	22 687	MALTA	1970	INDIA	Alang	20000127	\$130.00	
ZITA	17 301	28 757	LIBERIA	1973	INDIA	Jamnagar	20000307	\$140.00	
TINA V	33 921	55 012	PANAMA	1975	INDIA	ALANG AUTO & ENGINEERING CO. (PVT.)	20000408	\$148.00	
BANTRY	40 284	73 703	LIBERIA	1977	INDIA	ALANG SHIPBREAKERS PVT. LTD.	20000729	\$127.00	
MED SALVADOR	25 115	40 610	MALTA	1970	INDIA	ALANG SHIPBREAKERS PVT. LTD.	20000505	\$146.00	

SHIP TYPE	SHIP NAME	GT	Dwt	FLAG	DOB	COB	BREAKER / PLACE	DATE	PRICE	
BULK DRY (Continued)	FLAG DIAMOND	62 233	115 200	PANAMA	1973	INDIA	ARIHANT SHIPBREAKERS	20000307	\$142.00	
	GAMAL	62 585	108 890	CYPRUS	1980	INDIA	ARYA SHIPBREAKING CO. PVT. LTD.	20000120	\$126.00	
	EVER GAIN	18 049	28 559	BELIZE	1974	INDIA	ASHWIN CORP.	20000126	\$147.00	
	AGIOS FANOURIOS	10 099	17 622	SAINT VINCENT	1973	INDIA	Calcutta	20000111		
	PEARL OF BAHRAIN	37 535	67 807	SAINT VINCENT	1974	INDIA	CHHOTELAL, BHIKAMAL	20000519	\$142.00	
	LAXMI	16 233	26 513	SAINT VINCENT	1974	INDIA	DHAN STEEL	20000522	\$141.00	
	AGIA DYNATI	15 998	27 370	SAINT VINCENT	1971	INDIA	G.N. SHIPBREAKERS	20000517	\$146.00	
	MARINER III	16 342	26 998	MALTA	1974	INDIA	GHAZIABAD SHIPBREAKERS PVT. LTD.	20000125		
	AMITIE	12 390	20 461	PANAMA	1970	INDIA	GURU AASHISH SHIPBREAKERS	20000621	\$150.00	
	ASTRA SKY	15 832	28 075	UNKNOWN	1971	INDIA	HATIMI STEEL INTERNATIONAL	20000222	\$140.00	
	ASTERIAS	22 146	38 264	MALTA	1971	INDIA	HINDUSTAN STEEL INDUSTRIES	20000607	\$147.50	
	ALEKSANDR M.	30 575	52 700	UNKNOWN	1974	INDIA	HUSSAIN SHETH SHIP BREAKERS	20000520		
	PELEAS K	12 088	18 880	PANAMA	1970	INDIA	ISPAT TRADERS	20000408	\$136.50	
	NARDEX	30 575	52 700	UKRAINE	1973	INDIA	LAXMI STEEL RE-ROLLING MILLS	20000223		
	MANDARIN	13 015	22 059	PANAMA	1975	INDIA	Mumbai	20000121		
	GOA	20 989	37 616	BOLIVIA	1976	INDIA	MADHAV INDUSTRIAL CORP.	20000621		
	MIROSLAWIEC	20 593	33 450	POLAND	1975	INDIA	MARIA SHIPBREAKING PVT. LTD.	20000212	\$142.00	
	NORCAPE	17 475	27 269	BAHAMAS	1972	INDIA	MAYUR STEEL CORP.	20000210		
	NORSUL IMBITUBA	9 126	15 906	PANAMA	1977	INDIA	MERCURY MARINE	20000211	\$143.00	
	TENEDOS	11 424	19 027	CYPRUS	1977	INDIA	MERCURY MARINE INDUSTRIES PVT. LTD.	20000508	\$152.00	
	ALEXANDER	35 083	61 495	LEBANON	1973	INDIA	NAGARSETH SHIPBREAKERS	20000603	\$144.00	
	ADAMASTOS	17 574	27 470	CYPRUS	1975	INDIA	SHIV MARINE CORP.	20000222		
	ANGELA	23 256	41 751	BOLIVIA	1973	PAKISTAN	Gadani Beach	20000601		
	SYN PULKU	20 286	31 910	PANAMA	1974	PAKISTAN	Gadani Beach	20001202	\$173.00	
	TRIAS	22 649	38 568	GREECE	1977	PAKISTAN	Gadani Beach	20001201	\$180.00	
	LIDIAS	20 700	35 306	CYPRUS	1973	PAKISTAN	Gadani Beach	20001212		
	DORY	19 342	33 311	PANAMA	1972	PAKISTAN	Gadani Beach	20001224	\$177.00	
	JEVINGTON	7 702	12 328	ISLE OF MAN	1977	SPAIN	Santander	20000428		
	MINE K.	9 999	17 802	TURKEY	1976	TURKEY	Aliaga	20000417		
	SEA RUN	32 100	54 311	PANAMA	1983	TURKEY	Aliaga	20000904		
	CARANDAI	11 188	15 683	BRAZIL	1982	URUGUAY		20000700		
	DONAU	52 740	92 500	LIBERIA	1969	VIETNAM		20001227	\$140.00	
BULK DRY/OIL	PERE	89 421	129 017	UNKNOWN	1983	BANGLADESH	Chittagong	20001029	\$65.00	
	LULA I	62 031	99 496	LIBERIA	1977	CHINA		20001200	\$171.00	
	ASIA ANGEL	42 519	78 130	SAINT VINCENT	1973	CHINA		20000129	\$128.00	
	CATTLEA STAR	85 385	158 570	SAINT VINCENT	1975	CHINA	Shanghai	20000710	\$157.00	
	KLEON	62 440	90 966	GREECE	1976	CHINA	Xinhui, Guangdong Prov.	20001116	\$186.00	
	CERDA	62 031	105 016	LIBERIA	1976	CHINA	Xinhui, Guangdong Prov.	20000910	\$173.00	
	Reported sale of vessel to Indian breakers march 2000 fell through. It was decided to trade her for further voyages before making alternative scrapping arrangements.									
	TANG	66 234	122 146	SAINT VINCENT	1976	INDIA	Alang	20001115	\$105.00	
ELLI	59 307	105 016	BAHAMAS	1975	INDIA	GAUTAM SHIPBREAKING INDUSTRIES PVT.	20000420	\$145.00		
OTHER BULK DRY	EL NAGAR	12 127	31 262	BELIZE	1960	INDIA	Alang	20001025		
	HERACLES SPIRIT	24 529	54 749	LIBERIA	1967	INDIA	CHAUDHARY INDUSTRIES	20000607	\$131.00	
	WORLD WOOD	36 785	46 599	LIBERIA	1974	INDIA	SANJAY TRADE CORP.	20000223	\$142.00	
	HOEI MARU No. 32	492	1 234	JAPAN	1988	JAPAN	Etajima, Hiroshima Pref.	20000525		

SHIP TYPE	SHIP NAME	GT	Dwt	FLAG	DOB	COB	BREAKER / PLACE	DATE	PRICE
OTHER BULK DRY (Continued)	TOMIFUKU MARU No. 5	199	466	JAPAN	1970	JAPAN	Matsushima, Kumamoto Pref.	20000327	
	KYOEI MARU No. 1	190	287	JAPAN	1967	JAPAN	Sasebo, Nagasaki Pref.	20000612	
	KEUM YOUNG No. 2	612	1 163	KOREA (SOUTH)	1973	KOREA (SOUTH)	Pusan	20000407	
	PILGRIM	720	870	RUSSIA	1965	RUSSIA	Sankt-Peterburg	20000600	
	INTERNATIONAL FLAG	11 133	18 674	UNKNOWN	1960	TURKEY	ISKA METAL GEMI SOKUM A.S.	20000410	
GENERAL CARGO	MARTINA	7 796	15 190	SAINT VINCENT	1971	BANGLADESH	Chittagong	20000424	
	NORTH STAR II	8 541	15 320	HONDURAS	1971	BANGLADESH	Chittagong	20001019	
	KANOK NAREE	9 865	16 076	SINGAPORE	1978	BANGLADESH	Chittagong	20000531	
	JUTHA SARUNPAK	10 608	12 960	THAILAND	1978	BANGLADESH	Chittagong	20001029	\$170.00
	ACCORD	6 349	7 923	SAINT VINCENT	1976	BANGLADESH	Chittagong	20001231	
	WESTWIND	10 046	13 900	SAINT VINCENT	1976	BANGLADESH	Chittagong	20001015	
	LADY JULIET	10 415	16 342	MALTA	1976	BANGLADESH	Chittagong	20001109	\$184.00
	JIN CHUAN BAO	12 440	16 490	SAINT VINCENT	1976	BANGLADESH	Chittagong	20000222	\$132.00
	ALEJO	6 010	9 955	SAINT VINCENT	1974	BANGLADESH	Chittagong	20000920	
	BUDI SETIA	9 156	15 180	MALAYSIA	1974	BANGLADESH	Chittagong	20001212	
	JUPITER 2	7 554	10 212	THAILAND	1974	BANGLADESH	Chittagong	20001231	\$142.50
	SWAN BAY	6 715	9 090	PANAMA	1975	BANGLADESH	Chittagong	20001101	
	KATRINE II	11 837	16 618	MALTA	1974	BANGLADESH	Chittagong	20000915	\$185.00
	HARWICH STAR	15 279	23 618	SAINT VINCENT	1976	BANGLADESH	Chittagong	20001217	\$169.00
	KRISTIN STAR	15 915	23 618	SAINT VINCENT	1976	BANGLADESH	Chittagong	20001220	
	JIANG CHUAN	10 894	15 475	CHINA	1973	CHINA		20000400	
	MARINE GRAND	4 638	7 305	PANAMA	1973	CHINA		20000307	
	ENCOURAGER	15 111	21 200	HONG KONG, CHINA	1978	CHINA		20000500	\$136.00
	LADY CHARMAIN	11 402	19 120	BAHAMAS	1972	CHINA	Jiangyin, Jiangsu Prov.	20000529	\$137.00
	MEGAH JAYA	10 227	12 795	MALAYSIA	1976	CHINA	Xingang, Tianjin	20000415	\$125.00
	BLUE OCEAN	13 029	20 914	KOREA (SOUTH)	1979	CHINA	Xingang, Tianjin	20000807	
	PRO ATLANTICA	11 976	15 461	CYPRUS	1973	CHINA	Zhangjiagang, Jiangsu Prov.	20000711	\$138.00
	JIN FU	7 593	11 488	PANAMA	1976	CHINA	CHINA NATIONAL SHIPBREAKING CORP. (CNSC)	20000120	\$120.00
	NYANZA	11 375	16 923	BAHAMAS	1978	CHINA	Guangzhou, Guangdong Prov.	20001102	\$171.00
	FRIO NARUTO	5 432	5 787	CYPRUS	1977	CHINA	Guangzhou, Guangdong Prov.	20000902	\$140.00
	EVER BLUE	1 119	1 000	BELIZE	1979	CHINA	Ningbo, Zhejiang Prov.	20000120	
	CHONG BONG	2 897	2 897	KOREA (NORTH)	1973	CHINA	Shanghai	20000423	
	KUMSON	5 028	8 095	KOREA (NORTH)	1974	CHINA	Shanghai	20000703	
	TAMPERE	2 726	3 354	RUSSIA	1966	CHINA	Shidao, Shandong Prov.	20000800	
	ZHONG FA	12 522	17 098	PANAMA	1971	CHINA	Xinhui, Guangdong Prov.	20001115	
	WILCON 8	3 638	4 643	PHILIPPINES	1976	CHINA	Xinhui, Guangdong Prov.	20000702	
	SANG THAI APOLLO	7 913	12 201	THAILAND	1976	CHINA	Xinhui, Guangdong Prov.	20000718	
	WILCON 4	3 463	4 876	PHILIPPINES	1975	CHINA	Xinhui, Guangdong Prov.	20000405	
	FROST BAY	7 604	7 818	SAINT VINCENT	1980	CHINA	Xinhui, Guangdong Prov.	20000824	\$150.00
MAULLIN	11 492	15 071	CHILE	1978	CHINA	Xinhui, Guangdong Prov.	20000817	\$168.50	
SUPERCON 3	3 920	6 382	PHILIPPINES	1976	CHINA	Xinhui, Guangdong Prov.	20000406		
TRANSOCEANIC	9 982	12 600	SAINT VINCENT	1978	INDIA		20000621	\$140.00	
M. REGINA	8 142	10 220	SAINT VINCENT	1974	INDIA		20001101		
PANGLIMA	10 227	14 258	SINGAPORE	1976	INDIA	Alang	20000109	\$150.00	
OZERSK	11 397	11 350	RUSSIA	1974	INDIA	Alang	20001215	\$162.00	
AMBER I	6 876	7 400	MALTA	1973	INDIA	Alang	20000919	\$178.00	

SHIP TYPE	SHIP NAME	GT	Dwt	FLAG	DOB	COB	BREAKER / PLACE	DATE	PRICE
GENERAL CARGO (Continued)	CYCLOPUS K	9 603	13 602	MALTA	1973	INDIA	Alang	20001115	\$158.00
	AMBER II	6 876	7 400	MALTA	1973	INDIA	Alang	20001110	\$163.00
	IBN RUSHD	15 455	23 841	KUWAIT	1975	INDIA	Alang	20000705	\$150.00
	IBN HAYYAN	15 455	23 841	KUWAIT	1975	INDIA	Alang	20000817	\$158.00
	AL MUBARAKIAH	15 455	23 841	KUWAIT	1974	INDIA	Alang	20000720	\$151.50
	HAPPINESS II	13 687	20 248	PANAMA	1973	INDIA	Alang	20000919	\$170.00
	SEA RANGER	11 744	13 500	BELIZE	1974	INDIA	Alang	20000504	\$147.00
	GOA	13 878	18 205	MALTA	1977	INDIA	Alang	20001114	
	INTERNATIONAL 5	5 987	8 750	ROMANIA	1974	INDIA	Alang	20000927	\$166.50
	JULIA IV	11 818	16 618	SAINT VINCENT	1974	INDIA	Alang	20000819	\$174.00
	VERGINA	26 409	19 669	PANAMA	1977	INDIA	Alang	20000915	\$194.00
	SALINA BAY	5 201	8 197	MALTA	1976	INDIA	Alang	20000905	\$171.00
	MAGNUS SINCERITY	9 673	15 513	CYPRUS	1977	INDIA	Alang	20001116	\$167.10
	ENDUR	10 082	15 200	BELIZE	1977	INDIA	Alang	20000717	
	AZALEA	6 123	10 077	PANAMA	1974	INDIA	Alang	20001012	
	VIIDU	6 876	7 400	ESTONIA	1974	INDIA	Alang	20000729	
	COROMANDEL CLIPPER	6 910	7 400	PANAMA	1976	INDIA	Alang	20001004	\$166.00
	SABRINA I	11 748	18 518	PANAMA	1976	INDIA	Alang	20000620	
	STEFAN KARADJA	5 926	8 749	BULGARIA	1975	INDIA	Alang	20000323	
	SAMMARINA 4	5 983	8 750	ROMANIA	1976	INDIA	Alang	20001019	
	OCEAN LINE 2	5 983	8 750	ROMANIA	1976	INDIA	Alang	20000805	\$163.00
	RATTANA NAREE	10 347	15 249	SINGAPORE	1977	INDIA	Alang	20001028	\$174.00
	SEA DESTINY	11 854	13 512	SAINT VINCENT	1975	INDIA	Alang	20001028	
	UMGENI	11 520	12 350	MAURITIUS	1976	INDIA	Alang	20000707	\$150.00
	FERZANA H	10 519	14 678	SAINT VINCENT	1977	INDIA	Alang	20000405	\$144.00
	CHALOTHORN NAREE	10 538	16 953	SINGAPORE	1977	INDIA	Alang	20000901	\$175.00
	PROFESOR MIER	18 045	15 389	SAINT VINCENT	1979	INDIA	Alang	20000901	
	VOLSELLA	11 520	11 780	SAINT VINCENT	1976	INDIA	Alang	20000707	
	ASIAN RUBY	7 069	10 880	PANAMA	1976	INDIA	Alang	20001014	
	TRIMBAKESHWAR	13 203	20 867	INDIA	1979	INDIA	Alang	20000125	
	ASIAN JADE	7 225	11 200	PANAMA	1976	INDIA	Alang	20001012	
	SUMY	11 818	16 618	SAINT VINCENT	1975	INDIA	Alang	20000913	\$183.00
	GROBNIK	10 812	14 425	UNKNOWN	1981	INDIA	Alang	20000206	
	MASHRAQ-5	10 046	13 875	PANAMA	1979	INDIA	Alang	20000323	
	GULF CHAMPION	13 702	14 465	SAINT VINCENT	1978	INDIA	Alang	20000920	
	AGI	11 477	14 478	LIBERIA	1979	INDIA	Alang	20001102	\$185.00
	KOTA MELATI	6 709	8 812	SINGAPORE	1978	INDIA	Alang	20001111	\$180.00
	ALKA	12 327	14 930	CROATIA	1979	INDIA	Alang	20000126	\$159.00
	VISHVA PARIJAT	12 648	16 146	INDIA	1980	INDIA	Alang	20000926	\$160.00
	INTEROCEAN 3	6 066	8 730	ROMANIA	1988	INDIA	Alang	20000901	
RIVER	11 834	15 839	SAINT VINCENT	1981	INDIA	Alang	20000621		
KIMOLOS	5 523	5 511	PANAMA	1971	INDIA	Alang	20000915	\$165.00	
NATALIA	4 909	6 090	SAINT VINCENT	1970	INDIA	Alang	20001109	\$177.00	
NIRINT EXPRESS	14 959	29 486	HONDURAS	1971	INDIA	Alang	20000124	\$141.00	
SANGWON	10 913	16 800	KOREA (NORTH)	1971	INDIA	Alang	20000720	\$161.00	
PHOR ANN	9 539	15 094	SINGAPORE	1970	INDIA	Alang	20000419	\$156.00	
SEA GRACE I	3 041	3 860	SAINT VINCENT	1970	INDIA	Alang	20001217		

SHIP TYPE	SHIP NAME	GT	Dwt	FLAG	DOB	COB	BREAKER / PLACE	DATE	PRICE
GENERAL CARGO (Continued)	BASSEL	4 669	6 630	SYRIA	1970	INDIA	Alang	20001014	
	MSC LAURA	21 630	33 224	PANAMA	1971	INDIA	Alang	20000206	
	SVET	10 024	13 738	CAMBODIA	1970	INDIA	Alang	20000505	
	SASHA BORODULIN	3 703	4 646	RUSSIA	1970	INDIA	Alang	20001200	
	MYKOLA MOVCHAN	9 883	12 652	CAMBODIA	1970	INDIA	Alang	20000920	
	BOUNTY	5 200	7 497	EGYPT	1973	INDIA	Alang	20001004	
	UN DOK-1	9 323	13 150	KOREA (NORTH)	1972	INDIA	Alang	20001226	\$163.00
	AL HAJJEH HEND	2 146	3 220	SYRIA	1966	INDIA	Alang	20000617	
	STAZIA	1 152	1 718	HONDURAS	1966	INDIA	Alang	20000905	
	ALFA I	1 795	2 850	EQUATORIAL GUINEA	1966	INDIA	Alang	20001018	
	KONDA	3 086	3 797	CAMBODIA	1966	INDIA	Alang	20000522	\$138.00
	SIBIRSK	9 493	13 650	CAMBODIA	1967	INDIA	Alang	20000122	
	BARBA	2 736	3 700	MALTA	1968	INDIA	Alang	20000318	
	AQABA EXPRESS	8 606	10 150	SAINT VINCENT	1967	INDIA	Alang	20000803	\$130.00
	LADY BANA	8 489	10 080	MALTA	1967	INDIA	Alang	20001219	\$158.00
	GENERAL R. GUMUSPALA	9 605	12 477	TURKEY	1969	INDIA	Alang	20000815	\$166.00
	NASIA	4 909	6 000	SAINT VINCENT	1968	INDIA	Alang	20000923	\$173.00
	ORCA	4 817	5 970	CAMBODIA	1968	INDIA	Alang	20000722	
	LIBRA 2	2 915	4 400	HONDURAS	1967	INDIA	Alang	20000816	
	OLYMPIC	2 750	3 468	CAMBODIA	1963	INDIA	Alang	20000728	
	SAFEENAT NOUH	1 194	1 590	BELIZE	1956	INDIA	Alang	20000702	
	LUNA I	10 069	12 727	PANAMA	1965	INDIA	Alang	20000905	
	OLENEGORSK	3 544	4 302	RUSSIA	1965	INDIA	Alang	20000828	\$135.00
	MASHRAQ-4	5 934	8 750	PANAMA	1983	INDIA	AJAY ALLOYS CAST (PVT.) LTD.	20000503	
	DUBAI ODYSSEY	6 210	8 290	SAINT VINCENT	1973	INDIA	AJAY ALLOYS CAST (PVT.) LTD.	20000225	
	ROSE STONE	8 109	10 779	SAINT VINCENT	1973	INDIA	ALANG SHIPBREAKING CORP.	20000122	
	AUGUSTA	5 981	8 750	PANAMA	1974	INDIA	ASHWIN CORP.	20000423	
	MATHEW I	10 672	15 094	CYPRUS	1977	INDIA	Calcutta	20000313	\$132.50
	OCEAN GRACE	12 531	20 949	CYPRUS	1976	INDIA	Calcutta	20000209	\$145.00
	BHARATENDU	11 439	15 624	INDIA	1981	INDIA	Calcutta	20001103	
	SUNFLOWER 1	10 519	14 746	SAINT VINCENT	1978	INDIA	Calcutta	20000107	
	ZARA	9 243	15 095	SAINT VINCENT	1977	INDIA	Calcutta	20000119	
	ALMA I	11 279	13 592	MALTA	1978	INDIA	Calcutta	20000427	
	STAMY WAVES II	4 643	6 459	CAMBODIA	1967	INDIA	Calcutta	20001103	
	PETKO R. SLAVEJKOV	8 525	13 270	BULGARIA	1968	INDIA	Calcutta	20000821	
	ARMIN	11 207	16 780	BELIZE	1972	INDIA	Calcutta	20000800	\$87.00
	DIAMOND DEER	5 253	9 326	SAINT VINCENT	1971	INDIA	Calcutta	20000721	
	AL BAKY	9 100	15 130	PANAMA	1973	INDIA	DHAN STEEL	20000126	
	GANNET	8 741	15 241	MALTA	1974	INDIA	FAMOUS SHIPBREAKING INDUSTRIES	20000523	\$145.00
	AGIOS SPYRIDON	11 263	16 925	MALTA	1976	INDIA	G.K. STEEL	20000420	\$164.00
SEA GLORY	11 854	13 512	BELIZE	1975	INDIA	G.K. STEEL	20000510	\$141.00	
ARAK	15 670	23 740	TOGO	1978	INDIA	GHAZIABAD SHIPBREAKERS PVT. LTD.	20000509	\$150.00	
ABDULLAH ARAB	9 646	14 956	SAUDI ARABIA	1972	INDIA	GUPTA STEEL	20000601	\$152.00	
VISHVA PARAG	12 648	16 146	INDIA	1980	INDIA	HARYANA STEEL CO.	20001125	\$155.50	
CHANDIDAS	13 691	16 209	INDIA	1980	INDIA	HARYANA STEEL CO.	20001124	\$163.00	
MSC SANDRA	5 665	7 320	PANAMA	1968	INDIA	ISPAT TRADERS	20000210		
GENERAL K. ORBAY	9 605	12 701	TURKEY	1970	INDIA	JAJ JAGDISH SHIPBREAKING	20000620	\$122.00	

SHIP TYPE	SHIP NAME	GT	Dwt	FLAG	DOB	COB	BREAKER / PLACE	DATE	PRICE
GENERAL CARGO (Continued)	STEP	6 022	8 659	ROMANIA	1973	INDIA	KATHIARWAD STEELS	20000604	
	AR RAQIB	9 100	15 175	PANAMA	1971	INDIA	KIRAN SHIPBREAKING CO.	20000115	\$148.00
	RED STONE	6 704	9 985	BAHAMAS	1972	INDIA	Mumbai	20000224	\$135.00
	LADY OLGA	9 095	15 177	CYPRUS	1972	INDIA	Mumbai	20001220	
	FADEL ARAB	10 811	14 436	SAUDI ARABIA	1972	INDIA	Mumbai	20000324	
	KAVO GERANOS	8 805	14 992	UNKNOWN	1973	INDIA	Mumbai	20000223	\$145.00
	MARO	10 178	13 356	BELIZE	1973	INDIA	Mumbai	20000608	
	MIKADO	9 982	17 297	CYPRUS	1970	INDIA	Mumbai	20000819	\$166.00
	YASMINA	9 981	13 738	SAINT VINCENT	1970	INDIA	Mumbai	20001216	\$166.00
	GILBERT	3 041	4 230	LEBANON	1967	INDIA	Mumbai	20000406	
	AL SHAM	2 704	3 796	SYRIA	1965	INDIA	Mumbai	20000531	
	AMIR A	2 778	4 045	SYRIA	1962	INDIA	Mumbai	20001128	
	RIHIVELI	855	914	MALDIVE ISLANDS	1957	INDIA	Mumbai	20000412	
	BOUCY	2 009	3 280	SYRIA	1958	INDIA	Mumbai	20001111	
	WISE MARINER	5 916	6 380	MALTA	1973	INDIA	Mumbai	20000218	
	DUBAI ORIENT	6 210	8 265	SAINT VINCENT	1973	INDIA	Mumbai	20000224	
	IRENE 4	11 818	16 618	SAINT VINCENT	1973	INDIA	Mumbai	20000818	\$167.00
	SALWAH	5 916	6 380	BELIZE	1973	INDIA	Mumbai	20000403	
	FULVIA	8 764	14 611	PANAMA	1973	INDIA	Mumbai	20001123	\$181.00
	EODOR	9 886	16 270	MALTA	1973	INDIA	Mumbai	20000622	\$160.00
	MULTI LIFT	3 038	3 861	BAHAMAS	1977	INDIA	Mumbai	20001115	\$171.00
	MICHAEL R	11 084	14 580	PANAMA	1978	INDIA	Mumbai	20001123	\$183.00
	GALINA II	11 818	16 618	MALTA	1975	INDIA	Mumbai	20000523	\$148.00
	SEA JANE	3 516	4 737	BELIZE	1977	INDIA	Mumbai	20001009	
	LOVECH	3 411	4 750	BULGARIA	1974	INDIA	Mumbai	20000817	
	DUBAI LIBERTY	11 397	11 350	MALTA	1976	INDIA	Mumbai	20000729	
	TRAUTENBELS	11 938	18 325	CYPRUS	1974	INDIA	MAHAVIR INDUCTOMELT (PVT.) LTD.	20000405	\$156.00
	CLYDEBANK	11 956	15 460	ISLE OF MAN	1974	INDIA	PRITJ MARINE PVT. LTD.	20000107	
	GLORY STAR	10 661	16 543	CYPRUS	1977	INDIA	RAJENDRA SHIP BREAKING (PVT.) LTD.	20000523	\$152.00
	HARARE	11 520	14 463	MAURITIUS	1977	INDIA	SAUMIL IMPEX (PVT.) LTD.	20000601	\$148.00
	SPIRIT OF 66-II	16 534	24 300	BELIZE	1977	INDIA	SHIP TRADE CORP.	20000219	
	CAPE KENNEDY	8 373	14 934	CYPRUS	1971	INDIA	SHIVAM SHIPBREAKING CO.	20000225	\$135.00
	GENERAL Z. DOGAN	9 605	12 280	TURKEY	1970	INDIA	SHRI RAM SHIPBREAKERS	20000621	\$122.00
	CATHERINE HELEN	11 084	14 814	PANAMA	1977	INDIA	SHRI RAM STEEL & ROLLING INDUSTRIES	20000112	\$155.00
	NOVAZS	4 794	7 435	SAINT VINCENT	1970	INDIA	TDD SHIP BREAKERS	20000113	\$152.50
	GEORGE	11 420	16 875	BAHAMAS	1977	INDIA	TRILOKCHAND CHOWDHURY FAMILY TRUST	20000324	\$140.00
	CORMORANT	8 792	15 139	MALTA	1972	INDIA	TRIVENI SHIPPING CORP.	20000602	\$145.00
	MC AMETHYST	17 367	20 749	BAHAMAS	1977	INDIA	VIRAT SHIPBREAKING CORP.	20000606	\$148.00
	TETSUEI MARU No. 5	199	677	JAPAN	1986	JAPAN		20000710	
	EITOKU MARU	187	356	JAPAN	1965	JAPAN	Tobishima-Mura, Aichi Pref.	20000125	
	TAIKO MARU	187	242	JAPAN	1964	JAPAN	Tobishima-Mura, Aichi Pref.	20000807	
	SEIFUKU MARU No. 8	196	350	JAPAN	1967	JAPAN	Tobishima-Mura, Aichi Pref.	20000322	
	ELLEAIR 1	499	1 597	JAPAN	1988	JAPAN	Etajima, Hiroshima Pref.	20000525	
	KOA MARU No. 8	112	200	JAPAN	1967	JAPAN	Setoda, Hiroshima Pref.	20000128	
	SUMIFUKU MARU No. 2	138	138	JAPAN	1967	JAPAN	Tadoitsu, Kagawa Pref.	20000428	
	HIYOSHI MARU	137	137	JAPAN	1969	JAPAN	Tadoitsu, Kagawa Pref.	20000523	
SEISHIN MARU No. 1	179	179	JAPAN	1970	JAPAN	Tadoitsu, Kagawa Pref.	20000523		

SHIP TYPE	SHIP NAME	GT	Dwt	FLAG	DOB	COB	BREAKER / PLACE	DATE	PRICE
GENERAL CARGO (Continued)	SATSUKI MARU	184	450	JAPAN	1982	JAPAN	Takamatsu, Kagawa Pref.	20000420	
	BLESTYASHCHIY	270	208	RUSSIA	1981	LITHUANIA	Klaipeda	20000200	
	KATI	463	558	LATVIA	1958	NETHERLANDS	Amsterdam	20000601	
	SEA LORD	1 963	2 097	SAINT VINCENT	1957	PAKISTAN	Gadani Beach	20000829	
	KRONO	13 886	20 700	BELIZE	1977	PAKISTAN	Gadani Beach	20001123	\$75.00
	KITTA	9 102	15 197	CYPRUS	1976	PAKISTAN	Gadani Beach	20001223	\$165.00
	AL-YOUSIF-1	370	750	QATAR	1955	PAKISTAN	S.S. ENTERPRISE	20000911	
	SHELP	330	418	RUSSIA	1955	RUSSIA	Petropavlovsk-Kamchatskiy	20000200	
	BRIGO	866	1 195	PORTUGAL (MAR)	1978	SPAIN	Aviles	20001005	
	RENCI JUNIOR	1 596	2 986	CROATIA	1961	SPAIN	GIJONESA DE DESGUACES Y RECUPERACION	20000629	
	CEYHAN	217	305	TURKEY	1944	TURKEY	Aliaga	20001231	
	LYDIA	1 334	1 762	GREECE	1957	TURKEY	Aliaga	20000828	
	MARMARIS 1	4 164	6 270	TURKEY	1961	TURKEY	Aliaga	20000825	
	BREEHELLE	1 630	2 300	SYRIA	1961	TURKEY	Aliaga	20000503	
	MAYSSA JUNIOR	1 920	2 730	LEBANON	1967	TURKEY	Aliaga	20001208	
	PROSPERITA	1 876	2 858	UNKNOWN	1967	TURKEY	Aliaga	20000210	
	HOSANNA	1 274	1 981	ITALY	1968	TURKEY	Aliaga	20000210	
	BALTIYSKIY-56	1 948	2 122	RUSSIA	1966	TURKEY	Aliaga	20001024	
	HODNA	2 882	4 480	ALGERIA	1969	TURKEY	Aliaga	20001005	
	SEA LION	2 915	4 400	ROMANIA	1968	TURKEY	Aliaga	20000325	
	COOT	4 659	6 459	BELIZE	1967	TURKEY	Aliaga	20000207	
	SAVA	1 903	3 068	ITALY	1972	TURKEY	Aliaga	20000811	
	VEPRINETS	1 968	2 063	BELIZE	1970	TURKEY	Aliaga	20000828	
	MANDARIN	1 778	2 947	SYRIA	1971	TURKEY	Aliaga	20001009	
	SLOVENIJA	10 812	14 425	MALTA	1980	TURKEY	Aliaga	20000117	
	SERVET K	3 493	4 795	ROMANIA	1978	TURKEY	Aliaga	20000119	
	PANAGHIA GRIGOROUSSA	13 807	16 891	PANAMA	1978	TURKEY	Aliaga	20001225	\$78.00
	OSCAR CASTOR	8 097	11 742	ROMANIA	1976	TURKEY	Aliaga	20000225	
	OCEAN LINE 5	3 493	4 795	ROMANIA	1975	TURKEY	Aliaga	20000202	
	SUNSHINE	1 898	1 964	CAMBODIA	1972	TURKEY	Aliaga	20000716	
	OSCAR VEGA	12 037	16 486	ROMANIA	1984	TURKEY	Aliaga	20000419	
	GRUIA	5 983	8 850	BELIZE	1981	TURKEY	Aliaga	20000107	
	CODLEA	3 493	4 800	ROMANIA	1974	TURKEY	Aliaga	20001127	
	SACELE	3 501	4 795	ROMANIA	1975	TURKEY	Aliaga	20000830	
	DESPINA	7 860	11 107	LIBERIA	1976	TURKEY	Aliaga	20000810	
	SLOBOZIA	3 493	4 800	ROMANIA	1973	TURKEY	Aliaga	20000731	
	UNITED CARIBBEAN	198	550	HONDURAS	1969	USA	Boca Raton, FL	20000822	
MINI LABOR	1 563	3 022	UNKNOWN	1971	USA	New Orleans, La	20000126		
MINI LEE	1 557	3 213	UNKNOWN	1971	USA	New Orleans, La	20000811		
MINI LAUD	1 592	3 062	UNKNOWN	1970	USA	New Orleans, La	20000126		
PASSENGER/ GENERAL CARGO	OUR LADY OF MONTSERRAT	1 998	1 453	PHILIPPINES	1970	CHINA	Xinhui, Guangdong Prov.	20000616	
	ELCANO	2 047	2 080	PHILIPPINES	1955	CHINA	Xinhui, Guangdong Prov.	20000703	
	ZAMBOANGA	5 747	2 082	PHILIPPINES	1975	CHINA	Xinhui, Guangdong Prov.	20000800	
CONTAINER	PU PROGRESS	9 690	13 140	SINGAPORE	1978	BANGLADESH	Chittagong	20001217	
	P&O NEDLLOYD NAPIER	25 407	23 415	HONG KONG, CHINA	1970	CHINA		20001000	\$150.00

SHIP TYPE	SHIP NAME	GT	Dwt	FLAG	DOB	COB	BREAKER / PLACE	DATE	PRICE
CONTAINER (Continued)	HUA LI HE	16 390	21 465	CHINA	1972	CHINA		20001231	\$143.00
	UNI-SHINE	14 152	15 764	CHINA (TAIWAN)	1976	CHINA	Panyu, Guangdong Prov.	20001100	
	TOKIO EXPRESS	57 802	47 733	GREECE	1973	CHINA	Zhenjiang, Jiangsu Prov.	20000110	\$124.00
	TEXAS	56 822	47 422	BERMUDA	1972	CHINA	Shanghai	20000922	\$153.00
	BLESS CONTAINER	7 251	6 766	PANAMA	1974	CHINA	TIANJIN TIANMA SHIPBREAKING CO. LTD.	20000202	
	FU FUNG	5 746	6 563	PANAMA	1976	CHINA	Xinhui, Guangdong Prov.	20000106	
	SUPERCON 2	2 999	4 119	PHILIPPINES	1970	CHINA	Xinhui, Guangdong Prov.	20000405	
	UNI-SUMMIT	14 152	15 764	CHINA (TAIWAN)	1975	CHINA (TAIWAN)	Kaohsiung	20000405	
	SEA RANGER	24 415	25 297	MYANMAR	1974	INDIA	Alang	20000121	\$140.00
	MARIE DELMAS	20 537	24 946	BAHAMAS	1978	INDIA	Alang	20000121	
	AL AHMADIAH	14 539	15 763	SAUDI ARABIA	1969	INDIA	Alang	20001213	\$182.00
	CELINE METZ	5 358	6 270	SAINT VINCENT	1973	INDIA	ANNAPURNA SHIPBREAKING CO.	20000206	
	MIKHAIL PRISHVIN	7 312	6 407	RUSSIA	1974	INDIA	Mumbai	20000400	\$120.00
	REFRIGERATED CARGO	PROLIV SANNIKOVA	13 496	11 614	PANAMA	1975	CHINA	Guangzhou, Guangdong Prov.	20000626
0050 LET SSSR		13 518	11 420	PANAMA	1974	CHINA	Huangpu, Guangdong Prov.	20000900	
ALASKA		10 471	8 360	SAINT VINCENT	1976	CHINA	Xinhui, Guangdong Prov.	20000724	
DEJIMA BAY		7 629	7 622	SAINT VINCENT	1979	CHINA	Xinhui, Guangdong Prov.	20000703	\$150.00
SAPPORO BAY		7 629	7 616	SAINT VINCENT	1979	CHINA	Xinhui, Guangdong Prov.	20000823	
PELAGOS		9 986	10 973	BAHAMAS	1973	INDIA	Alang	20000702	\$160.00
PATAGONIAN PRIDE		10 808	10 792	CYPRUS	1975	INDIA	Alang	20001212	\$170.00
AL ZAHRAH		8 769	6 227	SAUDI ARABIA	1971	INDIA	Alang	20000208	
HOOD		14 512	15 710	IRAN	1972	INDIA	Alang	20000815	\$171.00
JAFFA GLORY		10 559	10 736	PANAMA	1974	INDIA	ATAMMANOHAR SHIP BREAKERS PVT. LTD.	20000522	\$153.00
AL KAWSER		2 453	3 237	PANAMA	1973	INDIA	Cochin	20000525	
MARGARITA		7 576	7 340	BARBADOS	1969	INDIA	DHANNAMAL, JAWANDAMAL,	20000411	\$151.00
SYROS REEFER		6 478	5 657	MALTA	1978	INDIA	JAI BHARAT STEEL CO.	20000517	\$145.50
CAROL N		9 497	9 743	MALTA	1977	INDIA	Mumbai	20001024	\$187.00
BRASILIA REEFER		7 104	9 635	MALTA	1975	INDIA	Mumbai	20000610	
ZLATNI PIASATZI		5 851	5 170	BULGARIA	1968	INDIA	Mumbai	20000208	
RO-RO CARGO		SHANTAR	9 479	5 600	RUSSIA	1983	BANGLADESH	Chittagong	20001109
	PARSIFAL	24 888	11 038	SINGAPORE	1978	CHINA	Jiangyin, Jiangsu Prov.	20000706	
	COSMOBIL ACE	26 039	11 709	PANAMA	1978	CHINA	Zhangjiagang, Jiangsu Prov.	20001026	\$162.00
	VENUS DIAMOND	46 576	14 409	SINGAPORE	1978	INDIA	Alang	20000914	
	LOTUS	15 499	15 922	CYPRUS	1981	INDIA	Alang	20000812	
	CAPE	25 866	22 319	PANAMA	1977	INDIA	Alang	20000920	\$172.00
	WINDSTAR	8 496	4 600	CAMBODIA	1976	INDIA	Alang	20000720	
	KIDIRA	10 696	22 211	BAHAMAS	1976	INDIA	Alang	20001114	\$178.00
	INZHENER	8 301	6 128	RUSSIA	1974	INDIA	Alang	20001028	\$175.00
	GOLDEN RAY	22 293	8 870	PANAMA	1973	INDIA	Alang	20001031	\$180.50
	YASMIN III	4 151	4 470	JORDAN	1967	INDIA	Alang	20000815	\$161.00
	PRESLAV	8 170	5 864	BULGARIA	1970	INDIA	Alang	20000323	
	FUJI MARU	16 911	5 974	PANAMA	1978	INDIA	APOLLO VIKAS STEEL PVT. LTD.	20000606	\$153.00
	OSPREY	31 517	18 725	USA	1968	INDIA	ARYA STEEL	20000505	\$173.00
	ANCONA BRIDGE	7 663	4 463	SAINT VINCENT	1975	INDIA	DIAMOND INDUSTRIES (SHIP BREAKING DIV.)	20000617	\$160.00
	ARMACUP PATRICIA	25 944	9 485	NORWAY (NIS)	1974	INDIA	HUSSAIN SHETH SHIP BREAKERS	20000108	\$170.00

SHIP TYPE	SHIP NAME	GT	Dwt	FLAG	DOB	COB	BREAKER/PLACE	DATE	PRICE
	AL KARIM	2 200	3 715	BELIZE	1965	INDIA	Mumbai	20000505	
	BABY-I	7 782	5 811	SAINT VINCENT	1971	INDIA	Mumbai	20001019	\$110.00
	CARLINA	22 211	18 462	INDONESIA	1976	INDIA	VIRAT SHIPBREAKING CORP.	20000122	\$158.00
	CARIB SUN	4 343	2 175	BAHAMAS	1977	MEXICO	DEMERESA - DESGUACES Y RELAMINABLES	20001215	
	CLIPPER CARTHAGE	4 307	2 429	SAINT VINCENT	1976	SPAIN	RESINA - RECUPERACIONES SIDERURGICAS	20000215	
	CAR EXPRESS	5 605	3 063	BAHAMAS	1977	TURKEY	Aliaga	20000419	
	JARAMA	4 743	1 956	NORWAY (NIS)	1980	TURKEY	Aliaga	20000815	
	LEIDENSHAFT	8 110	4 100	BOLIVIA	1983	TURKEY	Aliaga	20001218	
	BENI SAF	1 065	1 700	ALGERIA	1971	TURKEY	Aliaga	20001005	
	DONATA	6 602	3 695	PANAMA	1972	TURKEY	Aliaga	20000414	
	ABLE ADMIRAL	5 581	6 880	MALAYSIA	1972	TURKEY	Aliaga	20000608	
	INDIANAPOLIS	4 743	1 956	NORWAY (NIS)	1980	TURKEY	KALKAVAN SIRKETLER GRUBU, SADAN	20000727	\$70.00
PASSENGER/ RO-RO CARGO	DONA VIRGINIA	4 395	2 470	PHILIPPINES	1973	CHINA	Xinhui, Guangdong Prov.	20000703	
	VOHILAI	1 028	261	ESTONIA	1983	ESTONIA		20001200	
	MEGI	9 940	1 850	BELIZE	1959	INDIA	Alang	20000731	
	SAMA 1	3 783	810	UNKNOWN	1962	INDIA	Alang	20000721	
	NIOBE I	5 648	1 829	PANAMA	1969	INDIA	Alang	20001227	
	TASSILI	12 268	2 500	UNKNOWN	1971	INDIA	SHIV CORP.	20000508	
	HENG HAI	644	100	PANAMA	1980	JAPAN		20000100	
	ISLA DE TAGOMAGO	2 753	2 338	SPAIN	1976	SPAIN	Cadiz	20000207	
	GENNARGENTU	4 887	1 856	ITALY	1965	TURKEY	Aliaga	20000930	
PASSENGER (CRUISE)	ORPHEUS	4 890	942	GREECE	1948	INDIA	Alang	20001228	\$108.00
	OMEGA	3 696	682	UNKNOWN	1962	TURKEY	GEMI YAN SANAYI VE TICARET A.S.	20000405	
PASSENGER SHIP	VORMSI	238	71	ESTONIA	1975	ESTONIA		20001200	
	VANIKOY	511	511	TURKEY	1959	INDIA	Alang	20000531	
	HIKARI No. 2	129	12	JAPAN	1975	JAPAN	Osaka, Osaka Pref.	20000630	
	KUZGUNCUK	780	780	TURKEY	1961	TURKEY	Aliaga	20000415	
OTHER DRY CARGO	ANOMIS	4 189	4 990	LIBERIA	1973	INDIA	Calcutta	20000726	\$152.00
	AL FARES	1 870	1 933	SAINT VINCENT	1960	INDIA	Mumbai	20000320	
	IRISH ROSE	1 466	836	PHILIPPINES	1965	MEXICO	ACEROS DE MEXICO	20000405	
	BIN HADI	4 776	2 946	GEORGIA	1970	TURKEY	Aliaga	20001110	
FISH CATCHING	PASPEBIAC	128		CANADA	1963	CANADA		20000503	
	GUAFO	1 314		CHILE	1961	CHILE	San Antonio	20001003	
	HOLMSUND	497		NORWAY	1932	DENMARK	FORNAES APS	20000900	
	NATALI	2 647		SAINT VINCENT	1975	EGYPT	Suez	20000426	
	VENERA	2 647		SAINT VINCENT	1974	INDIA	Alang	20000905	
	SERGEY KORSHUNOVICH	3 834		RUSSIA	1982	INDIA	Alang	20001130	
	ALEKSANDR GRYAZNOV	3 834		RUSSIA	1979	INDIA	Alang	20000819	
	NIKOLAY ZAKORKIN	3 834		RUSSIA	1979	INDIA	Alang	20000814	
	ALPHA I	101		GHANA	1975	INDIA	Alang	20001017	
	REGULUS	2 998		POLAND	1976	INDIA	Alang	20001124	
	PEREDOVIK	2 549		UKRAINE	1968	INDIA	Alang	20001115	

SHIP TYPE	SHIP NAME	GT	Dwt	FLAG	DOB	COB	BREAKER / PLACE	DATE	PRICE
FISH CATCHING (Continued)	MARLIN	2 359		UNKNOWN	1968	INDIA	Alang	20000722	
	BABRUNGAS	2 753		LITHUANIA	1966	INDIA	Mumbai	20000831	
	NANKAI MARU No. 38	299		JAPAN	1978	JAPAN	Etajima, Hiroshima Pref.	20000128	
	KATSUEI MARU No. 3	379		JAPAN	1981	JAPAN	Etajima, Hiroshima Pref.	20000124	
	HOKAI MARU No. 8	349		JAPAN	1989	JAPAN	Etajima, Hiroshima Pref.	20000111	
	DAI MARU No. 58	378		JAPAN	1985	JAPAN	Etajima, Hiroshima Pref.	20000204	
	KATSUMARU No. 8	138		JAPAN	1974	JAPAN	Hachinohe, Aomori Pref.	20001204	
	KAIO MARU No. 81	304		JAPAN	1979	JAPAN	Hachinohe, Aomori Pref.	20000829	
	CHOKO MARU No. 27	138		JAPAN	1997	JAPAN	Hachinohe, Aomori Pref.	20000622	
	KAIUN MARU No. 88	125		JAPAN	1978	JAPAN	Hachinohe, Aomori Pref.	20001211	
	CHOKYU MARU No. 12	374		JAPAN	1982	JAPAN	Hiroshima, Hiroshima Pref.	20000201	
	HOSEI MARU No. 58	343		JAPAN	1979	JAPAN	Hiroshima, Hiroshima Pref.	20000208	
	FUKUJIN MARU	124		JAPAN	1980	JAPAN	Kitakyushu, Fukuoka Pref.	20001124	
	HOKKO MARU No. 3	134		JAPAN	1976	JAPAN	Kitakyushu, Fukuoka Pref.	20000222	
	MASAYOSHI MARU No. 38	349		JAPAN	1985	JAPAN	Kitakyushu, Fukuoka Pref.	20000107	
	HORAI MARU No. 6	138		JAPAN	1976	JAPAN	Kitakyushu, Fukuoka Pref.	20000229	
	CHIYO MARU No. 78	379		JAPAN	1985	JAPAN	Kitakyushu, Fukuoka Pref.	20000118	
	TOYOSHI MARU No. 88	125		JAPAN	1981	JAPAN	Kitakyushu, Fukuoka Pref.	20001204	
	DAIHIKO MARU No. 27	124		JAPAN	1978	JAPAN	Kitakyushu, Fukuoka Pref.	20001211	
	KUSHIRO MARU	124		JAPAN	1979	JAPAN	Kushiro, Hokkaido Pref.	20001128	
	MITOMARU No. 25	124		JAPAN	1979	JAPAN	Kushiro, Hokkaido Pref.	20000921	
	HOSEI MARU No. 36	119		JAPAN	1981	JAPAN	Matsushima, Kumamoto Pref.	20000225	
	EISHO MARU No. 8	164		JAPAN	1990	JAPAN	Matsushima, Kumamoto Pref.	20001027	
	KINEI MARU No. 62	138		JAPAN	1978	JAPAN	Matsushima, Kumamoto Pref.	20000225	
	FUDOSAN MARU No. 38	258		JAPAN	1983	JAPAN	Nachi-Katsuura, Wakayama Pref.	20000118	
	YAMADA MARU No. 16	150		JAPAN	1983	JAPAN	Nagasaki, Nagasaki Pref.	20000802	
	CHOUN MARU No. 21	150		JAPAN	1983	JAPAN	Nagasaki, Nagasaki Pref.	20000802	
	CHOUN MARU No. 22	150		JAPAN	1983	JAPAN	Nagasaki, Nagasaki Pref.	20000802	
	YAMADA MARU No. 10	150		JAPAN	1983	JAPAN	Nagasaki, Nagasaki Pref.	20000802	
	YAMADA MARU No. 11	150		JAPAN	1983	JAPAN	Nagasaki, Nagasaki Pref.	20000802	
	CHOUN MARU No. 26	149		JAPAN	1981	JAPAN	Nagasaki, Nagasaki Pref.	20000802	
	KIYO MARU No. 21	144		JAPAN	1981	JAPAN	Nagasaki, Nagasaki Pref.	20000802	
	KIYO MARU No. 22	144		JAPAN	1981	JAPAN	Nagasaki, Nagasaki Pref.	20000802	
	KIKU MARU No. 23	119		JAPAN	1981	JAPAN	Nagasaki, Nagasaki Pref.	20000802	
	KIKU MARU No. 25	119		JAPAN	1981	JAPAN	Nagasaki, Nagasaki Pref.	20000802	
	YAMADA MARU No. 23	124		JAPAN	1983	JAPAN	Nagasaki, Nagasaki Pref.	20000802	
	YAMADA MARU No. 25	124		JAPAN	1983	JAPAN	Nagasaki, Nagasaki Pref.	20000802	
	WAKO MARU	164		JAPAN	1989	JAPAN	Nagasaki, Nagasaki Pref.	20000802	
	EIKO MARU	164		JAPAN	1989	JAPAN	Nagasaki, Nagasaki Pref.	20000802	
	NIKKO MARU	155		JAPAN	1986	JAPAN	Nagasaki, Nagasaki Pref.	20000802	
	YOKO MARU	155		JAPAN	1986	JAPAN	Nagasaki, Nagasaki Pref.	20000802	
	KEIKO MARU	165		JAPAN	1986	JAPAN	Nagasaki, Nagasaki Pref.	20000802	
	MEIKO MARU	165		JAPAN	1986	JAPAN	Nagasaki, Nagasaki Pref.	20000802	
	KIKU MARU No. 12	126		JAPAN	1984	JAPAN	Nagasaki, Nagasaki Pref.	20000802	
	KIKU MARU No. 11	126		JAPAN	1984	JAPAN	Nagasaki, Nagasaki Pref.	20000802	
	CHOUN MARU No. 12	144		JAPAN	1980	JAPAN	Nagasaki, Nagasaki Pref.	20000802	
	CHOUN MARU No. 13	144		JAPAN	1980	JAPAN	Nagasaki, Nagasaki Pref.	20000802	
TOMI MARU No. 12	127		JAPAN	1973	JAPAN	Ogaki, Hiroshima Pref.	20000221		

SHIP TYPE	SHIP NAME	GT	Dwt	FLAG	DOB	COB	BREAKER / PLACE	DATE	PRICE
FISH CATCHING (Continued)	KAIRYU MARU No. 1	377		JAPAN	1985	JAPAN	Okimi, Hiroshima Pref.	20000204	
	KAIRYU MARU No. 51	379		JAPAN	1987	JAPAN	Okimi, Hiroshima Pref.	20000124	
	EISHO MARU No. 1	164		JAPAN	1990	JAPAN	Sasebo, Nagasaki Pref.	20001031	
	EISHO MARU No. 2	164		JAPAN	1990	JAPAN	Sasebo, Nagasaki Pref.	20001031	
	EISHO MARU No. 3	164		JAPAN	1990	JAPAN	Sasebo, Nagasaki Pref.	20001102	
	EISHO MARU No. 5	164		JAPAN	1990	JAPAN	Sasebo, Nagasaki Pref.	20001102	
	EISHO MARU No. 18	106		JAPAN	1977	JAPAN	Sasebo, Nagasaki Pref.	20000523	
	KOYO MARU No. 88	138		JAPAN	1981	JAPAN	Tadotsu, Kagawa Pref.	20000223	
	HOKKO MARU No. 27	125		JAPAN	1978	JAPAN	Wakkanai, Hokkaido Pref.	20001129	
	KUROMORI MARU No. 51	379		JAPAN	1989	JAPAN	Yatsushiro, Kumamoto Pref.	20000124	
	MARUROKU MARU No. 3	379		JAPAN	1983	JAPAN	Yatsushiro, Kumamoto Pref.	20000207	
	MATSUEI MARU No. 18	300		JAPAN	1982	JAPAN	Yatsushiro, Kumamoto Pref.	20000207	
	KUROMORI MARU No. 55	197		JAPAN	1981	JAPAN	Yatsushiro, Kumamoto Pref.	20000207	
	SHARON I	4 234		BELIZE	1975	KOREA	Pusan	20000300	
	TEVIJA	522		LATVIA	1960	LATVIA	Liepaja	20000500	
	GREAT SPLENDOR	1 949		KOREA (SOUTH)	1964	PAKISTAN	S.S. ENTERPRISE	20000927	
	VERKHNEVILYUYSK	592		RUSSIA	1973	RUSSIA		20000700	
	FOMALKHAUT	647		RUSSIA	1975	RUSSIA	Murmansk	20000900	
	KOTOYARVI	592		RUSSIA	1972	RUSSIA	Murmansk	20000400	
	NOVOMOSKOVSK	596		RUSSIA	1972	RUSSIA	Murmansk	20001100	
	RIO ARENTEIRO	303		SPAIN	1973	SPAIN		20000919	
	RIO MURTIGA	126		SPAIN	1964	SPAIN		20000608	
	CIUDAD DE PALOS	346		SPAIN	1964	SPAIN		20000400	
	AMADORCIN	188		SPAIN	1962	SPAIN		20000914	
	MARRUCHIPI	166		SPAIN	1963	SPAIN		20000928	
	PLAYA DE AGUETE	183		SPAIN	1966	SPAIN		20000600	
	URNIETA	296		SPAIN	1961	SPAIN		20001205	
	CANIDO	175		SPAIN	1957	SPAIN		20000400	
	BORRASCA	136		SPAIN	1949	SPAIN		20000400	
	NEMESIA SANTOS	281		SPAIN	1969	SPAIN		20000905	
	KIROVOGRAD	2 543		UKRAINE	1969	SPAIN		20000300	
	TXORI	1 074		SPAIN	1973	SPAIN		20000920	
	GARYSA	176		SPAIN	1973	SPAIN		20001000	
	LAGA	181		SPAIN	1949	SPAIN	La Coruna (Corunna)	20000414	
	ALCAUDON	1 074		SPAIN	1973	SPAIN	Bilbao	20000531	
	AKHMETA	3 147		GEORGIA	1980	TURKEY	Aliaga	20000922	
	PROFESSOR VOYEVODIN	3 337		UKRAINE	1979	TURKEY	Aliaga	20000811	
	ADDA	595		UNKNOWN	1971	TURKEY	Aliaga	20000930	
	ELVA	2 611		RUSSIA	1972	TURKEY	Aliaga	20000911	
	CHAUDA	649		UKRAINE	1974	UKRAINE	Kherson	20000300	
ELEKTROGORSK	648		UKRAINE	1975	UKRAINE	Kherson	20000300		
MORAIME	154		SPAIN	1975	UNKNOWN		20000400		
RIA DE PONTEVEDRA	519		SPAIN	1974	UNKNOWN		20000307		
MAR DE ESPANA	169		SPAIN	1970	UNKNOWN		20000517		
EL SENECA	245		SPAIN	1962	UNKNOWN		20000320		
OCEANIS	201		GHANA	1959	UNKNOWN		20000400		
TIRMA	208		SPAIN	1962	UNKNOWN		20000500		
REBECCA ANN	1 996		USA	1978	USA	Everett, Wa	20000420		
PACIFIC SCOUT	1 389		USA	1981	USA	Portland, Or	20001000		

Caught fire after a piece of molten metal fell down a vent on 20/11/00. Fire took hold of the vessel's living quarters. Fire fighters needed to control blaze.

SHIP TYPE	SHIP NAME	GT	Dwt	FLAG	DOB	COB	BREAKER / PLACE	DATE	PRICE	
FISH CATCHING (Continued)	PACIFIC EXPLORER	1 389		USA	1981	USA	San Francisco, Ca	20000420		
	CHRISTINA ANN	1 854		USA	1982	USA	San Francisco, Ca	20000420		
	PACIFIC NAVIGATOR	3 124		USA	1978	USA	San Francisco, Ca	20000420		
	BROWNS POINT	1 670		USA	1977	USA	San Francisco, Ca	20000420		
	VICTORIA ANN	1 852		USA	1978	USA	San Francisco, Ca	20000300		
	ELIZABETH ANN	1 871		USA	1971	USA	San Francisco, Ca	20000420		
OTHER FISHING	MATOCHKIN SHAR	13 491		RUSSIA	1964	CHINA	Shanghai	20000500		
	BEAR ISLAND	12 374		SAINT VINCENT	1977	CHINA	Xinhui, Guangdong Prov.	20000910		
	ALEXANDERE	5 725		RUSSIA	1981	CHINA	Xinhui, Guangdong Prov.	20001000	\$155.00	
	CRYSTAL SEA	12 703		BOLIVIA	1979	INDIA	JAI BHARAT STEEL CO.	20000324		
	IGENFAITH	5 816		RUSSIA	1979	INDIA	Mumbai	20000208		
	FRITZ HECKERT	12 374		RUSSIA	1974	INDIA	SAURASHTRA ENTERPRISES LTD.	20000124	\$140.00	
	TOSHI MARU No. 18	758		JAPAN	1958	JAPAN	Kitakyushu, Fukuoka Pref.	20000321		
	YUSEI MARU No. 23	135		JAPAN	1983	JAPAN	Sasebo, Nagasaki Pref.	20000221		
	AIGA	107		UNKNOWN	1961	LATVIA	Ventspils	20000200		
	KULBAK	1 744		RUSSIA	1972	RUSSIA	Petropavlovsk-Kamchatskiy	20000200		
	PUBLITSIST	2 545		RUSSIA	1971	VIETNAM	Haiphong	20000400		
	RESEARCH	COMY	3 066		BELIZE	1968	INDIA	Alang	20001014	
		AKADEMIK NIKOLAY ANDRE'	9 363		SAINT VINCENT	1986	INDIA	GOYAL TRADERS (PVT.) LTD.	20000407	
IGENPEARL		4 842		SAINT VINCENT	1970	INDIA	MELARAM, BAIJNATH	20000125	\$102.00	
AKADEMIK BORIS KONSTANT		9 433		SAINT VINCENT	1988	INDIA	SAIBABA SHIPBREAKING CO.	20000406		
OCEAN SURVEYOR		1 949		PANAMA	1962	SPAIN	Aviles	20000317		
TOWING/PUSHING	MALACCA	166		INDIA	1964	INDIA	Mumbai	20000201		
	KERIS	125		SINGAPORE	1983	INDONESIA		20001025		
	SEABULK DIANA	212		PANAMA	1973	PAKISTAN	Gadani Beach	20001202		
	SEABULK PRINCESS	983		PANAMA	1963	PAKISTAN	Gadani Beach	20001110		
	KAPITAN CHEKRYZHOV	225		RUSSIA	1965	RUSSIA	Vladivostok	20001000		
	NOVEMBER-16	314		UNKNOWN	1976	SINGAPORE	Singapore	20000913		
	DASHER I	494		PANAMA	1956	UNKNOWN		20000225		
	Scuttled by the use of explosive charges off Auckland, about 30 miles e. Of Cuvier Island.									
	LEON	496		GREECE	1943	UNKNOWN		20000100		
DREDGING	BRECKLAND	418		IRISH REPUBLIC	1960	IRISH REPUBLIC	Arklow	20001001		
	TRINITY SAND	1 252		UNITED KINGDOM	1961	UNITED KINGDOM		20000329		
OTHER ACTIVITIES	PROFESSOR PAVLENKO	5 993		UKRAINE	1973	BANGLADESH	Chittagong	20000500		
	ANI	6 108		BELIZE	1971	INDIA	Mumbai	20000211		
	SEN-EI MARU No. 2	1 807		JAPAN	1971	JAPAN	Etajima, Hiroshima Pref.	20000929		
	OKUMA MARU	127		JAPAN	1967	JAPAN	Kitakyushu, Fukuoka Pref.	20000418		
	KAIYO	130		JAPAN	1966	JAPAN	Nemuro, Hokkaido Pref.	20001003		
	MISASA	309		JAPAN	1970	JAPAN	Ogaki, Hiroshima Pref.	20000920		
	RYUO	118		JAPAN	1969	JAPAN	Okayama, Okayama Pref.	20000622		
	NAMIHAYA	134		JAPAN	1979	JAPAN	Osaka, Osaka Pref.	20001222		
	HIMEJI	126		JAPAN	1972	JAPAN	Takamatsu, Kagawa Pref.	20000628		
	ALEKSANDR KUCHIN	880		SAINT VINCENT	1960	TURKEY	Aliaga	20000601		
	RESTORATION	3 805		PANAMA	1944	TURKEY	Aliaga	20001113		

APPENDIX 3

LATE REPORTED INCIDENTS

TOTAL LOSSES WHERE THE INITIATING EVENT OCCURRED DURING 1999

Listing of individual ships - sorted by shiptype category and incident type

Details

Shiptype Category

Ship Name	Gross Tonnage	Incident Type	Circumstances and Place
Registration	Deadweight	Type of Loss	
Nationality	Date of Build (DOB)	Zone	
Cargo Status			
Cargo 1			
Cargo 2			
Cargo 3			

LATE REPORTED INCIDENTS IN 1999

SHIP TYPE CATEGORY
SHIP NAME
REGISTRATION
NATIONALITY
CARGO STATUS
CARGO 1
CARGO 2
CARGO 3

GT
DWT
DOB

INCIDENT TYPE
TYPE OF LOSS
ZONE

CIRCUMSTANCES AND PLACE

LPG TANKER

MUNDOGAS EUROPE	16,093	FIRE/EXPLOSION	DAMAGED BY EXPLOSION AND FIRE WHILST UNDER REPAIR AT
LIBERIA	17,699	CTL	SUBIC SHIPYARD ON 4/10/99. FIRE EXTINGUISHED. SAILED
HONG KONG, CHINA	1968	12	13/4/00 TO XINHUI, GUANGDONG PROV., TO BE BROKEN UP. SUSTAINED AN EXPLOSION IN CARGO TANK NO. 2. THE EXPLOSION BLEW A WIDE HOLE ON THE UPPER DECK. 5 WORKERS DEAD, 7 INJURED.

CHEMICAL

YOUNG CHEMI	735	FOUNDERS	FOUNDERS IN LAT. 34 54N., LONG. 129 02E., ON 9/11/99, IN
BELIZE	1,047	ATL	ROUGH SEAS OF ABOUT 80-90 METRES IN DEPTH.
KOREA (SOUTH)	1986	13	FIRST ENGINEER DEAD, MASTER AND CHIEF MATE MISSING. ALL OTHER CREW RESCUED SAFELY. FUEL OIL WAS NOTED LEAKING FROM VESSEL.
LOADED CHLORAFORM			
ATHOS	17,824	FIRE/EXPLOSION	HAD EXPLOSION ON BOARD WHILE ANCHORED AT KALAMATA ROADS
MALTA	32,737	CTL	ON 6/12/99. SAILED KALAMATA 14/5/00 AND ARRIVED GADANI
NORWAY	1971	4	BEACH 15/6/00 TO BE BROKEN UP. 1 CREW DEAD, 1 MISSING. EXPLOSION OCCURRED AT THE AFT PART OF THE DECK UNDER THE ACCOMMODATION, EITHER PUMP ROOM OR SLOP TANKS. THERE IS BUCKLING FROM 1 METRE ABOVE WATERLINE ON PORT SIDE UP TO THE MAIN DECK. SIDE PLATING ALSO HOLED IN TWO PLACES. SUBSEQUENT INVESTIGATION CARRIED OUT AND VESSEL DECLARED A CONSTRUCTIVE TOTAL LOSS.
DOXA	7,350	OTHER	HAD ENGINE BREAKDOWN IN THE ARABIAN SEA ON OR ABOUT
BAHAMAS	11,719	CTL	15/9/99. TOWED INTO MUNDRA 26/9/99. TOWED OUT 2/10/99 AND
GREECE	1981	8	ANCHORED OFF BEDI FOR INSPECTION. SUBSEQUENTLY TOWED TO ALANG, WHERE ARRIVED 28/8/00. BEACHED 30/8/00. BROKEN UP.
LOADED PALM OIL			

OIL PRODUCTS TANKER

EFXINOS PONTOS	17,944	FIRE/EXPLOSION	CAUGHT FIRE IN ENGINE ROOM 20 MILES S. OF PAPHOS. IN LAT.
MALTA	30,687	CTL	34 33N., LONG. 31 20E., ON 28/4/99. ABANDONED BY CREW.
GREECE	1981	4	TOWED INTO PIRAEUS 6/5/99. TOWED OUT 22/3/00 TO ALIAGA, WHERE ARRIVED 25/3/00. BROKEN UP. THE FIRE WAS INITIALLY EXTINGUISHED BY CREW MEMBERS, BUT FLARED UP AGAIN AND WAS FINALLY BROUGHT UNDER CONTROL ON 2/5/99. EXPLOSIONS HAD REPORTEDLY BEEN HEARD. VESSEL WAS SUBSEQUENTLY DECLARED A CONSTRUCTIVE TOTAL LOSS.
BALLAST			
ADALMA 1	499	GROUNDING	REPORTED 8/9/99; BEACHED AT IMAGBON-SEGUN, 20 KMS FROM
NIGERIA	934	ATL	EPE, LAGOS STATE. VESSEL VANDALISED.
NIGERIA	1962	19	

BULK DRY

CHANG YU	12,108	COLLISION	DAMAGED BY COLLISION WITH M CHEMICAL TANKER 'MEE YANG' IN
CHINA	18,886	ATL	THE YANGTSE RIVER, AT CHANG JIANG ANCHORAGE, NEAR NANTONG,
CHINA	1975	13	ON 17/7/99. TOWED TO NANTONG PORT LATER SAME DAY. SANK 19/7/99. ALL 33 CREW RESCUED. VESSEL TOOK ON LARGE AMOUNTS OF WATER AND LISTED PRIOR TO SINKING.
LOADED COAL			
CHAIKA	10,117	GROUNDING	REPORTED 25/3/99; VESSEL LYING PARTIALLY AGROUND AT
MALTA	14,220	ATL	BADAGRY CREEK, LAGOS.
RUSSIA	1976	19	VESSEL IS UNDER ATTACHMENT AND IN POSSESSION OF THE ADMIRALTY MARSHAL. SHE IS REPORTEDLY VIRTUALLY DERELICT AND ONLY OF SCRAP VALUE.
OCEAN WAVE	15,684	GROUNDING	STRANDED AND TOOK WATER 50 MILES OFF MONGLA ON 8/10/99.
PANAMA	27,570	ATL	SUBSEQUENTLY BROKE IN TWO. FORWARD PART SUBMERGED.
GREECE	1973	11	DEVELOPED A CRACK IN HER SHELL PLATING AND WATER HAS ENTERED NOS 3 AND 4 HOLDS. ALL 24 CREW RESCUED.
LOADED BAGGED CEMENT			

LATE REPORTED INCIDENTS IN 1999

SHIP TYPE CATEGORY
SHIP NAME
REGISTRATION
NATIONALITY
CARGO STATUS
CARGO 1
CARGO 2
CARGO 3

GT
DWT
DOB

INCIDENT TYPE
TYPE OF LOSS
ZONE

CIRCUMSTANCES AND PLACE

BULK DRY/OIL

WESER ORE	134,366	GROUNDING	STRANDED IN TUBARAO, CLOSE TO CYRD PIER NO.1, ON 4/10/99.
LIBERIA	278,734	CTL	REFLOATED 24/11/99 AND SUBSEQUENTLY TAKEN IN TOW FOR
HONG KONG, CHINA	1974	18	BEILUN, ZHEJIANG PROV., WHERE ARRIVED 6/4/00 TO BE BROKEN UP.
LOADED			THREE BALLAST TANKS WERE PUNCTURED IN THE GROUNDING AND
IRON ORE			SEA WATER HAS FLOODED THE ENGINE ROOM.

GENERAL CARGO

DEONNE	1,336	FOUNDERED	REPORTED 12/11/99; FOUNDERED IN SHALLOW WATER WHILE AT
TRINIDAD & TOBAGO	2,567	ATL	ANCHOR IN CHAGUARAMAS BAY.
TRINIDAD & TOBAGO	1973	23	PARTS OF VESSEL STILL VISIBLE. VESSEL PREVIOUSLY REPORTED AS UNDER ARREST.
ELENAMARIA	2,130	FOUNDERED	DEVELOPED LIST WHILST LOADING CARGO AT KERATSINI, PIRAEUS
ANTIGUA & BARBUDA	2,460	ATL	DISTRICT, ON 11/5/99. ABANDONED BY CREW. TUGS ATTEMPTED TO
CYPRUS	1973	4	CORRECT LIST. SANK 12/5/99 DUE TO WATER INGRESS.
LOADING			VESSEL TOOK A LIST OF 35-45 DEGS PRIOR TO SINKING. SOME
CONTAINERS			POLLUTION HAS BEEN REPORTED FROM OIL IN VESSEL'S TANKS.
HUMU	499	FOUNDERED	TOOK WATER IN ENGINE ROOM IN LAT. 04 24N., LONG. 04 20E.,
NIGERIA	800	ATL	ON 14/7/99 AND IS PRESUMED TO HAVE FOUNDERED.
NIGERIA	1976	19	231 PASSENGERS AND 12 CREW RESCUED.
LOADED			
PASSENGERS			
KOSTIS	1,991	FOUNDERED	FOUNDERED AFTER WATER INGRESS WHILST ANCHORED IN PIRAEUS
HONDURAS	2,122	ATL	ROADS ON 10/11/99.
GREECE	1964	4	
MERCS MAHO	2,550	FOUNDERED	FOUNDERED 1 MILE OFF KANKESANTURAI ON 22/12/99 AFTER
SRI LANKA	2,622	ATL	LISTING.
GERMANY	1966	11	ALL PASSENGERS AND CREW RESCUED.
LOADED			
MILITARY PERSONNEL			
FOOD			
RHODOS III	490	FOUNDERED	FOUNDERED WHILST MOORED ALONGSIDE ANOTHER VESSEL AT
PANAMA	696	ATL	DOUALA ON 29/4/99.
GABON	1965	19	VESSEL HAD SAILED FROM DOUALA FOR GABON BUT TURNED BACK
LOADED			AFTER 30 MINUTES.
BEER, 32,000 RACKS			
GENERAL			
SAMARET JAMA	630	FOUNDERED	REPORTED 31/12/99; FOUNDERED AT PUERTO CABELLO DURING
BELIZE	906	ATL	HEAVY WEATHER.
UNKNOWN	1963	23	
SEVEN SEAS	4,713	FOUNDERED	PRESUMED TO HAVE FOUNDERED IN LAT. 34 24N., LONG. 34 06E.,
SYRIA	7,435	ATL	ON 31/12/99.
UNITED KINGDOM	1969	4	ALL CREW RESCUED SAFELY. EPIRB SUBSEQUENTLY RECOVERED.
LOADED			HELICOPTER ALSO FOUND LARGE OIL SLICK.
STEEL			
VIOLET OCEAN	3,009	FOUNDERED	FOUNDERED IN LAT. 22 49N., LONG. 117 18E., ON 15/12/99, IN
PANAMA	5,117	ATL	HEAVY SEAS.
KOREA (SOUTH)	1982	12	ALL CREW RESCUED SAFELY.
LOADED			
LOGS			
SIK YANG	2,818	MISSING	SAILED TUTICORIN 25/5/99 FOR MALACCA. LAST REPORTED
MALAYSIA	4,166	ATL	120 MILES N.W. OF COLOMBO ON THE SAME DAY IN CALM SEAS
UNKNOWN	1982	8	AND NOT SINCE HEARD OF.
LOADED			15 CREW MISSING.
SALT, 3819T			

LATE REPORTED INCIDENTS IN 1999

SHIP TYPE CATEGORY
SHIP NAME
REGISTRATION
NATIONALITY
CARGO STATUS
CARGO 1
CARGO 2
CARGO 3

GT
DWT
DOB

INCIDENT TYPE
TYPE OF LOSS
ZONE

CIRCUMSTANCES AND PLACE

GENERAL CARGO (Continued)

ARNSTEIN NORWAY NORWAY BALLAST	665 976 1960	FIRE/EXPLOSION CTL 29	CAUGHT FIRE IN ENGINE ROOM FOLLOWING LEAKAGE OF DIESEL IN THE HJORUNDFJORD, BETWEEN FESTOY AND HUNDEIDVIK, IN APPROX LAT. 62 22N., LONG. 06 21E., ON 17/9/99. TOWED TO VARTDAL FOR INSPECTION. SUBSEQUENTLY MOORED ALONGSIDE AT ORSTA. ALL 4 CREW RESCUED. FIRE WAS CONTROLLED BY LOCAL FIRE BRIGADE. SUSTAINED SEVERE DAMAGE TO ENGINE. VESSEL WAS DECLARED A CONSTRUCTIVE TOTAL LOSS. REPORTED 11/7/00; VESSEL AT ELLINGSOY, IN THE OSLOFJORD, WITHOUT HER WHEELHOUSE AND BEING USED AS A BARGE.
HABAKZI SYRIA SYRIA LOADED SESAME	424 1,035 1961	FIRE/EXPLOSION ATL 4	CAUGHT FIRE ON BOARD WHILE BERTHING AT LATTAKIA ON 10/6/99. FIRE EXTINGUISHED SAME DAY. BERTHED 12/6/99. DISCHARGE OF CARGO COMPLETED 16/6/99. TAKEN TO ARWAD ISLAND. SUBSEQUENTLY REPORTED BROKEN UP. ENGINE ROOM AND THE BRIDGE ABOVE WERE COMPLETELY DESTROYED.
LADY BELLA BAHAMAS HONG KONG, CHINA LOADED SODIUM HYDROXIDE TRUCKS LAUNCH	11,402 19,141 1972	FIRE/EXPLOSION CTL 14	CAUGHT FIRE IN ACCOMMODATION 1200 MILES OFF HAWAII IN LAT. 33 54N., LONG. 174 24W., ON 8/8/99. ARRIVED OFF OAHU, IN TOW, 2/11/99. TAKEN TO BARBERS POINT. FURTHER TOWED TO MANZANILLO, MEX. SAILED 1/9/00. SINCE REPORTED BROKEN UP. ALL CREW RESCUED BY BULK CARRIER 'ALICAHUE'. FIRE WAS EXTINGUISHED BY CREW, BUT RE-IGNITED AND SPREAD TO ENGINE ROOM. VESSEL WAS REPORTED DOWN BY THE STERN AND DRIFTING FOR SOME CONSIDERABLE TIME. ACCOMMODATION AND BRIDGE WERE TOTALLY BURNT. VESSEL WAS SUBSEQUENTLY DEWATERED AND STABILISED OFF OAHU. REPAIRS WERE CARRIED OUT AT BARBERS POINT TO MAKE HER SEAWORTHY FOR FURTHER TOWAGE.
SEMELE BELIZE GREECE LOADED STEEL	5,945 7,496 1976	COLLISION ATL 4	SANK AFTER COLLISION WITH BULK CARRIER 'SHIPKA' IN THE SEA OF MARMARA ON 7/11/99. ALL 18 CREW WERE SAVED.
ALEXA VOM MERCURIUS CAMBODIA CAMBODIA LOADED PAPER PULP	1,850 1,979 1973	GROUNDING ATL 4	DEVELOPED LIST AFTER CARGO SHIFTED IN HEAVY WEATHER ABOUT 20 MILES N.W. OF LESVOS, IN LAT. 39 27N., LONG. 25 41.6E., ON 11/2/99. ABANDONED BY CREW. DRIFTED AND STRANDED NEAR BOZCAADA ISLAND, IN LAT. 39 33 36N., LONG. 25 44 40E. VESSEL LISTED ABOUT 15 DEGS.
COLLINS HONDURAS KOREA (SOUTH) LOADED IRON PLATES	1,213 1,580 1979	GROUNDING CTL 13	STRANDED IN VICINITY OF NISHI TSUGARU GUN ON 28/2/99 DUE TO BAD WEATHER. DISMANTLED. VESSEL WAS REPORTEDLY TO HAVE BEEN ANCHORED AT TIME OF INCIDENT. ALL CREW RESCUED BY HELICOPTER.
FIXED STAR PANAMA CHINA LOADED GENERAL	8,741 15,080 1978	GROUNDING CTL 25	STRANDED AT ENTRANCE TO HAVANA HARBOUR IN LAT. 23 09 35N., LONG. 82 21 13W., ON 3/11/99 IN HEAVY WEATHER. REFLOATED 23/11/99 AFTER PART CARGO LIGHTENED. SUBSEQUENTLY TAKEN TO VERACRUZ, WHERE ARRIVED 31/12/99. BROKEN UP. VARIOUS CRACKS FOUND IN BOTTOM PLATES, MAINLY FROM FORWARD SECTION ABEAM OF VESSEL. SOME FLOODING DAMAGE OCCURRED.
GOLDEN VIRGO BELIZE ROMANIA	6,158 8,290 1973	GROUNDING ATL 7	DRIFTED DUE TO STRONG WIND WHILE ANCHORED AT MUKALLA AND STRANDED ON 10/8/99. FUEL OIL SUBSEQUENTLY PUMPED OUT FROM VESSEL. TWO STARBOARD DOUBLE BOTTOM TANKS ARE REPORTED HOLED AND HOLDING STRONGLY ONTO ROCKS.
HEDLO BAHAMAS NORWAY LOADED STEEL COILS	1,092 1,254 1971	GROUNDING ATL 1	STRANDED ON URTER ISLAND, BETWEEN UTSIRA AND FEYOY, IN LAT. 59 21N., LONG. 05 01E., ON 25/12/99. ALL 7 CREW RESCUED. VESSEL IS HARD AGROUND AND SEVERELY DAMAGED.

LATE REPORTED INCIDENTS IN 1999

SHIP TYPE CATEGORY SHIP NAME REGISTRATION NATIONALITY CARGO STATUS CARGO 1 CARGO 2 CARGO 3	GT DWT DOB	INCIDENT TYPE TYPE OF LOSS ZONE	CIRCUMSTANCES AND PLACE
GENERAL CARGO (Continued)			
KARYA SENTOSA INDONESIA UNKNOWN LOADED BAGGED RICE	5,009 8,197 1972	GROUNDING ATL 11	DEVELOPED WATER LEAKAGE IN HOLDS WHILST AT CHITTAGONG OUTER ANCHORAGE ON 31/8/99. LISTED 7 TO 8 DEGREES. SUBSEQUENTLY STRANDED ON A SUBMERGED ISLAND NEAR GAHIRA ON 1/9/99. ON FIRE 5/9/99. FIRE EXTINGUISHED. VESSEL REPORTED LOOTED BY LOCAL PEOPLE AND SET ON FIRE.
KASTRI SAINT VINCENT GREECE BALLAST	1,792 3,007 1971	GROUNDING CTL 5	STRANDED OFF PALMAROLA ISLAND IN LAT. 40 55N., LONG. 12 15E., ON 10/7/99. REFLOATED AND TOWED TO GAETA HARBOUR 15/7/99. BROKEN UP. SUSTAINED DAMAGE IN NO. 3 HOLD AND POSSIBLY NO. 1 HOLD WITH WATER NEAR ENGINE ROOM. CREW TAKEN OFF VESSEL DUE TO BAD WEATHER.
KOHO MARU No. 2 JAPAN UNKNOWN	490 1,021 1987	GROUNDING ATL 13	STRANDED AND SANK AT SHIMODA ON 18/12/99.
LADY HADIL SYRIA SYRIA	481 1,056 1959	GROUNDING ATL 4	STRANDED AT IRWAD ISLAND, OFF TARTOUS ON 27/12/99 IN HEAVY WEATHER.
SABINE SYRIA SYRIA	4,643 6,176 1966	GROUNDING ATL 4	STRANDED ON TARTOUS BEACH FACING FROM THE EAST, ARWAD ISLAND, ON 18/8/99. NO REFLOATING MEASURES TAKEN.
SALAJ ROMANIA ROMANIA	6,158 8,290 1972	GROUNDING CTL 8	REPORTED 26/11/99; BEACHED AT PORT MOHAMMAD BIN QASIM. REPORTED 27/1/00 SAILED TO GADANI BEACH AND BROKEN UP. VESSEL REPORTED IN A DILAPIDATED CONDITION.
SELIN S HONDURAS TURKEY	4,289 4,600 1967	GROUNDING ATL 4	REPORTED 25/2/99; STRANDED AT ISTANBUL IN HEAVY WEATHER.
SIMBA GEORGIA UNKNOWN	2,723 3,930 1968	GROUNDING CTL 5	STRANDED ON SAND IN PORT LA NOUVELLE ON 12/11/99, IN HEAVY WEATHER. SUBSEQUENTLY REFLOATED AND TAKEN TO SETE. WHERE ARRIVED 23/4/00. ARRIVED ALIAGA 26/10/00. BROKEN UP.
SOL KARI NORWAY NORWAY BALLAST BALLAST	349 502 1955	GROUNDING CTL 2	STRANDED NEAR OKSNINGEN ISLAND, FOLLAFJORDEN, TRONDELAG, NORWAY, ON 28/10/99. REFLOATED AND TAKEN TO MOEN YARD, FOLDENFJORDEN. SUBSEQUENTLY ARRIVED KVERNHUSVIK YARD, HITRA. DELIVERED TO STOKKOY FOR BREAK UP PREVIOUS 18/1/01. LEAKED APPROXIMATELY 2000 LITRES OF OIL.
AVRA K PANAMA GREECE LOADED CALCIUM BAUXITE	3,374 6,020 1971	OTHER CTL 5	SUSTAINED MAIN ENGINE CRANKSHAFT DAMAGE AND WAS TOWED INTO KOPEL ON 26/9/99. SUBSEQUENTLY PLACED UNDER ARREST. BERTHED 1/12/99 AND CARGO DISCHARGED. TOWED OUT 2/12/99 FOR ALIAGA, WHERE ARRIVED 11/12/99 TO BE BROKEN UP. VESSEL WAS RENAMED 'NEW HOPE III' FOR VOYAGE TO BREAKERS.
JUNIOR M EGYPT EGYPT LOADED NITRATE OF AMMONIUM	5,174 7,396 1972	OTHER CTL 1	REPORTED 5/10/99; HAD WATER INGRESS IN NO. 1 HOLD WHILST AT SAINT BRIEUC BAY ANCHORAGE. ESCORTED TO BREST, WHERE ARRIVED 6/10/99 FOR REPAIRS. ANCHORED WITH A 3-DEGREE LIST. ARRIVED ALIAGA 21/8/00 FOR BREAKING UP. VESSEL DETAINED BY PORT STATE CONTROL ON ARRIVAL AT BREST AND SUBSEQUENTLY REPORTED LAID UP/IMMOBILISED.
SONIA SAINT VINCENT GREECE LOADED GRAIN OIL DIESEL	4,659 6,013 1968	OTHER CTL 181	ENGINE ROOM FLOODED AFTER SPRUNG LEAK IN LAT. 50 38N., LONG. 01 04.3W., ON 1/9/99. TOWED TO SANDOWN BAY AND THEN ON TO SOUTHAMPTON 3/9/99. SUBSEQUENTLY TAKEN IN TOW FOR GIJON 29/12/99 FOR BREAKING. VESSEL REPORTED TO HAVE LOST ALL POWER.

LATE REPORTED INCIDENTS IN 1999

SHIP TYPE CATEGORY

SHIP NAME
REGISTRATION
NATIONALITY
CARGO STATUS
CARGO 1
CARGO 2
CARGO 3

GT
DWT
DOB

INCIDENT TYPE
TYPE OF LOSS
ZONE

CIRCUMSTANCES AND PLACE

CONTAINER

EGOLI	17,640	FIRE/EXPLOSION	CAUGHT FIRE IN A CARGO HOLD WHILST UNDERGOING REPAIRS AT A SHIPYARD AT GUANGZHOU, GUANGDONG PROV., ON 31/7/99. FIRE ENGULFED WHOLE VESSEL AND WAS EXTINGUISHED AFTER 18 HOURS. SUBSEQUENTLY SOLD FOR DEMOLITION. 3 CREW AND 2 SHIPYARD WORKERS DEAD. IT IS BELIEVED THAT A FUEL OIL TRANSFER PIPE IGNITED DURING REPAIR WORK.
PANAMA	15,550	CTL	
GREECE	1977	12	

REFRIGERATED CARGO

IRISH SEA	9,986	GROUNDING	STRANDED ON BEDWELL ISLAND, SMYTH CHANNEL, IN LAT. 52 23S., LONG. 73 40W., ON 24/7/99. REFLOATED 31/7/99 AND ANCHORED. TEMPORARY REPAIRS EFFECTED. ARRIVED TALCAHUANO 23/8/99 AND DRYDOCKED. ARRIVED ALANG 26/1/00. BROKEN UP. VESSEL GROUNDED BY BOW AND SUSTAINED DAMAGE TO TWO FUEL TANKS, CAUSING LEAKAGE OF OIL WHICH COVERED 70 SQUARE METRES ON BOTH SIDES OF HER HULL. VESSEL WAS RENAMED 'IRISH SEA II' FOR VOYAGE TO BREAKERS.
BAHAMAS	10,800	CTL	
BELGIUM	1974	17	
BALLAST			

RO-RO CARGO

FAST ALEXANDRIA	5,850	OTHER	SUSTAINED MAIN ENGINE DAMAGE ON OR ABOUT 5/6/99 WHILE ON VOYAGE TANGIER TO SETUBAL. ARRIVED SETUBAL 10/6/99. TOWED TO LISBON 6/9/99 AND LAID UP AT SHIPYARD. SUBSEQUENTLY DELIVERED TO LOCAL SHIPBREAKERS TO BE BROKEN UP. VESSEL ALSO SUSTAINED MAIN ENGINE BEDPLATE DAMAGE.
EGYPT	3,501	CTL	
LEBANON	1977	19	

PASSENGER/RO-RO CARGO

RHODOS	477	FOUNDERED	REPORTED 6/99: FOUNDERED.
GREECE		ATL	
UNKNOWN	1943	4	
SAINT FRANCIS OF ASSIST	5,873	FIRE/EXPLOSION	CAUGHT FIRE WHILST MOORED AT BUTUAN ON 26/1/99. FIRE EXTINGUISHED ON 27/1/99. SUBSEQUENTLY BROKEN UP. PROBERS HAVE ATTRIBUTED THE CAUSE OF THE FIRE TO FAULTY ELECTRICAL WIRING. REPORTEDLY SUSTAINED DAMAGE ON THE DECK UP TO THE BRIDGE.
PHILIPPINES	2,001	CTL	
PHILIPPINES	1975	12	
LOADED PASSENGERS (30)			

PASSENGER (CRUISE)

GALAPAGOS DISCOVERY	3,745	FIRE/EXPLOSION	CAUGHT FIRE WHILE BERTHED IN THE PANAMA CANAL, AT BALBOA, UNDERGOING REPAIRS ON 19/10/99. SHIFTED FROM BERTH AND TAKEN TO NEAR THE MIRAFLORES LOCKS ON THE W. BANK OF THE CANAL. VESSEL CONTINUED TO BURN UNTIL SHE SANK 20/10/99. ONE CREW MEMBER REPORTEDLY SUFFERED SMOKE EXPOSURE AND WAS TAKEN TO HOSPITAL. 90% OF VESSEL'S HULL IS NOW UNDER THE WATER. THE WRECK DOES NOT REPRESENT A HAZARD TO NAVIGATION AND HAS BEEN BOOMED TO CONTAIN ANY POSSIBLE LEAKS.
ECUADOR	965	ATL	
ECUADOR	1962	22	

SUN VISTA	30,440	FIRE/EXPLOSION	CAUGHT FIRE IN ENGINE ROOM 60 MILES SOUTH OF PENANG ISLAND IN LAT 04 36N LONG 99 52E., ON 20/5/99 IN GOOD WEATHER. SUBSEQUENTLY SANK ON 21/5/99. ALL PASSENGERS AND CREW RESCUED. ALL LIFEBOATS AND FOUR LIFERAFTS USED IN EVACUATION. REPORTEDLY THE FIRE STARTED IN THE MAIN SWITCHBOARD.
BAHAMAS	9,486	ATL	
SINGAPORE	1963	12	
LOADED PASSENGERS (472)			

PASSENGER SHIP

USIWE KUPE	120	FOUNDERED	REPORTED MARCH,1999: FOUNDERED AT THE ENTRANCE TO THE DAR ES SALAAM PORT IN STRONG WINDS. VESSEL SANK AT KIVUKONI FRONT BEACH AFTER SHE WAS SWEEPED AWAY BY STRONG WINDS WHILE OPERATING ON ONE ENGINE. THE SECOND ENGINE HAD BEEN SHIPPED TO MOMBASA FOR MAINTENANCE.
TANZANIA	77	ATL	
TANZANIA	1967	9	
LOADED PASSENGERS			

LATE REPORTED INCIDENTS IN 1999

SHIP TYPE CATEGORY
SHIP NAME
REGISTRATION
NATIONALITY
CARGO STATUS
CARGO 1
CARGO 2
CARGO 3

GT
DWT
DOB

INCIDENT TYPE
TYPE OF LOSS
ZONE

CIRCUMSTANCES AND PLACE

FISH CATCHING

DELFIN C URUGUAY UNKNOWN	114 1959	FOUNDERED ATL 18	REPORTED 30/3/99; FOUNDERED AT MONTEVIDEO.
INPESUR II URUGUAY URUGUAY	250 1979	FOUNDERED ATL 18	REPORTED 30/3/99; FOUNDERED AT MONTEVIDEO.
INPESUR III URUGUAY URUGUAY	250 1979	FOUNDERED ATL 18	REPORTED 30/3/99; FOUNDERED AT MONTEVIDEO.
SOYO ANGOLA ANGOLA LOADED PASSENGERS	304 210 1984	FOUNDERED ATL 19	FOUNDERED IN THE BANANA CHANNEL, BOMA ON 6/6/99. ALL PASSENGERS AND CREW RESCUED.
ERRACHID 1 MAURITANIA SPAIN	260 221 1987	FIRE/EXPLOSION ATL 19	REPORTED BURNT 3/99.
GERDA MARIA GERMANY GERMANY	2,122 1,750 1982	FIRE/EXPLOSION CTL 1	CAUGHT FIRE IN LAT. 53 28.7N., LONG. 02 55.5E., ON 18/8/99. ABANDONED BY CREW. TOWED INTO YMUIDEN 20/8/99. TOWED TO GDYNIA, WHERE ARRIVED 31/3/00 TO BE BROKEN UP. CREW ABANDONED VESSEL, BUT LATER REBOARDED IN AN ATTEMPT TO EXTINGUISH THE BLAZE. AT FIRST IT APPEARED TO HAVE BEEN BROUGHT UNDER CONTROL, BUT IT SUBSEQUENTLY REGAINED STRENGTH AND DESTROYED THE ACCOMMODATION. AT THIS POINT THE CREW RE-EVACUATED VESSEL. FIRE WAS REPORTED TO BE OUT, APART FROM SMOKE. ON 19/8/99, BUT STARTED UP AGAIN DURING THE NIGHT. VESSEL WAS REPORTED TO BE TOTALLY BURNT OUT AND SUBSEQUENTLY DECLARED A TOTAL LOSS.
KING STAR No. 3 HONDURAS PANAMA	347 1967	FIRE/EXPLOSION ATL 19	EXTENSIVELY DAMAGED BY FIRE WHILST UNDERGOING REPAIRS AT A SHIPYARD AT LAS PALMAS ON 29/6/99. THE FIRE WAS CAUSED BY SPARKS FROM SOLDERING WORK BEING CARRIED OUT BY CREW. FLAMES RAPIDLY SPREAD FROM REFRIGERATED NO. 2 CARGO HOLD TO THE BOW. THE BRIDGE WAS ENGULFED BY FLAMES.
AVACHA-101 RUSSIA RUSSIA	608 336 1980	GROUNDING ATL 13	STRANDED OFF EAST SAKHALIN ISLAND, IN LAT. 48 46 26N., LONG. 144 02 19E., ON 3/12/99 DURING HEAVY STORM. CAUGHT FIRE 4/12/99. ASSISTANCE RENDERED BY SALVAGE TUG AND FIRE EXTINGUISHED. DAMAGE SURVEYED 6/12/99. VESSEL ABANDONED. ALL CREW RESCUED.
BAJORAI LITHUANIA LITHUANIA LOADED FISH	230 116 1956	GROUNDING ATL 2	STRANDED ON BORNHOLM ISLAND, JUST OUTSIDE NEKSO, IN LAT. 55 03.9N., LONG. 15 08.4E., ON 5/11/99. HOLED AND TOOK WATER AFTER TWO UNSUCCESSFUL REFLOATING ATTEMPTS. MINOR POLLUTION OCCURRED. SOME GAS OIL REMOVED FROM VESSEL. VESSEL IS REPORTEDLY HARD AGROUND. SALVAGE OPERATIONS WERE DELAYED BY BAD WEATHER. REPORTED 6/9/00; THERE ARE STILL NO PLANS TO REFLOAT VESSEL.
CHARLOTTE PANAMA UNKNOWN	101 1970	GROUNDING ATL 5	STRANDED ON ROCKS W. OF FORNELLS, MENORCA, ON 15/8/99. REFLOATING ATTEMPTS WERE ABANDONED. VESSEL SUBSEQUENTLY REPORTED TO BE BREAKING UP. ALL EQUIPMENT WAS REMOVED FROM VESSEL.
FUKUYOSHI MARU No. 18 JAPAN JAPAN	145 1973	GROUNDING ATL 13	STRANDED AT YAMAGUCHI ON 24/9/99.

LATE REPORTED INCIDENTS IN 1999

SHIP TYPE CATEGORY SHIP NAME REGISTRATION NATIONALITY CARGO STATUS CARGO 1 CARGO 2 CARGO 3	GT DWT DOB	INCIDENT TYPE TYPE OF LOSS ZONE	CIRCUMSTANCES AND PLACE
FISH CATCHING (Continued)			
HAVSOKI FAEROES- FAEROES	480 1958	GROUNDING CTL 1	STRANDED IN LAT. 55 08N., LONG. 008 24E., ON 27/11/99. REFLOATED SOON AFTER, BUT TOOK WATER AND SANK LATER SAME DAY. WRECK REMOVED ON OR ABOUT 10/4/00, TAKEN TO ESBJERG AND DISMANTLED. ALL 4 PEOPLE ON BOARD RESCUED. VESSEL WAS LYING PART SUBMERGED.
MITROFANIA UNITED STATES OF AMERICA UNITED STATES OF AMERICA	182 1978	GROUNDING ATL 27	STRANDED ON CAPE KASIAK IN THE SITKALIDAK STRAIT, 12 MILES S.W. OF OLD HARBOUR, IN LAT. 57 04N., LONG. 153 29W., ON 5/11/99. REFLOATED AND BEACHED OFF KODIAK, AK. VESSEL HAS TAKEN WATER FROM HOLES IN ITS PORT FUEL TANK AND IN THE ENGINE ROOM.
ORMAZA SPAIN SPAIN BALLAST	300 1973	GROUNDING ATL 1	STRANDED ON ROCKS ON THE N.E. COAST OF THE ISLE OF LEWIS ON 20/9/99 IN GOOD WEATHER. VESSEL HOLED. ALL CREW RESCUED.
POLARSTROM CHILE CHILE	436 1966	OTHER ATL 20	REPORTED 2/99; TOTAL LOSS.
OTHER FISHING			
CHIL BO SAN KOREA (NORTH) KOREA (NORTH) LOADED FROZEN FISH	9,162 6,960 1969	GROUNDING ATL 30	STRANDED ON ROCKS IN THE BERING SEA, IN LAT. 60 27N., LONG. 169 30E., ON 9/11/99 DUE TO HEAVY STORM. SUSTAINED SERIOUS HULL DAMAGES AND FLOODED IN ENGINE ROOM. ALL CREW TAKEN OFF VESSEL. SOME DIESEL OIL WAS TRANSFERRED FROM VESSEL.
VOSKHOD RUSSIA RUSSIA	863 353 1967	GROUNDING ATL 2	STRUCK ROCKS AND STRANDED IN THE GULF OF FINLAND, 110 NAUTICAL MILES FROM ST. PETERSBURG, ON 13/11/99, IN STRONG WINDS. SUSTAINED CONSIDERABLE DAMAGE BELOW WATERLINE. ALL CREW SAVED WITH THE ASSISTANCE OF HELICOPTER RESCUE.
OFFSHORE SUPPLY			
MARIDIVE XII EGYPT EGYPT	949 1,015 1982	FOUNDERS ATL 4	FOUNDERS 7 KILOMETRES OFF BALTIM ON 10/10/99 IN HEAVY WEATHER. MASTER AND 2 CREW DEAD. VESSEL SANK TO A DEPTH OF 10 - 20 METRES.
TOWING/PUSHING			
EL GUANCHE SPAIN SPAIN	224 219 1974	FOUNDERS ATL 19	FOUNDERS WHILST UNDER TOW, ON VOYAGE TENERIFE TO VIGO, ON 5/11/99. VESSEL WAS BEING DELIVERED TO HER NEW OWNERS AT VIGO AT THE TIME OF THE INCIDENT.
TUG ELECTRA UNITED STATES OF AMERICA UNITED STATES OF AMERICA	146 1944	FOUNDERS ATL 24	TOOK WATER 3 MILES S. OF SAKONNET POINT, RI, ON 22/2/99. WATER PUMPED OUT AND VESSEL TOWED TO NEWPORT. REPORTED SINKING 11/9/99. SUSTAINED 3-INCH HOLE IN AFT SECTION ON THE WATERLINE.
REEDY POINT UNITED STATES OF AMERICA UNITED STATES OF AMERICA	222 356 1958	COLLISION CTL 24	STRUCK BY MV 'DEL MONTE CONSUMER' AND SANK WHILST BERTHED AT PHILADELPHIA, PA., ON 12/4/99. RAISED 18/4/99 AND PLACED ON A BARGE. BARGE PROCEEDED FOR NEW YORK. SUBSEQUENTLY BROKEN UP.
DREDGING			
HATAFUKU MARU No. 58 JAPAN JAPAN	483 688 1987	COLLISION CTL 13	SANK AFTER COLLISION WITH MV 'ALICE' IN LAT. 34 23N., LONG. 134 01E., ON 9/12/99. SUBSEQUENTLY RAISED AND BROKEN UP AT ETAJIMA JULY 2000. 1 CREW MISSING, 4 RESCUED.
LONG CHAU VIETNAM VIETNAM	2,681 4,346 1970	COLLISION ATL 12	CAPSIZED AND SANK AFTER COLLISION WITH MV 'WOO JIN' IN THE APPROACH TO HAIPHONG IN LAT. 20 82N., LONG. 106 97E., ON 14/3/99.
OTHER ACTIVITIES			
GANTIADI-3 GEORGIA GEORGIA	745 1,068 1987	FOUNDERS ATL 4	SANK AT PIER AT BATUMI PORT FEBRUARY 1999 DUE TO STORM.

